

THE PATH TO GLORY

Pastor (Mrs.) Folu Adeboye

JUNIOR ZEAL

9-12 YEARS

WORKBOOK

2019/2020 Edition

Published By

The Redeemed Christian Church of God
Central Office
Redemption House
Gunnels Wood Park
Gunnels Wood Road
Stevenage
Hertfordshire
SG1 2TA
Tel: 0208 171 1030
Email: zeal@rccg.co.uk
Website: www.rccguk.church

With permission from

The Redeemed Christian Church of God,
Directorate of Teens / Children Education,
Redeemed Secretariat,
Redemption Camp, Ogun State,
Nigeria, West Africa.
Tel: +2347098142060
Email: rccgdtcenational@yahoo.com



MUMMY G.O'S MESSAGE

My Dearly Beloved Children,

Calvary greetings to you in the precious name of our Lord Jesus Christ.

THE PATH TO GLORY is the theme for year 2019/2020 Edition of Zeal. Since we learnt about Dominion in the last edition, it is time to learn on how to walk on the path to glory. This is because God is full of glory and He wants all His children to be partakers of His glory.

The path to Glory means to grow and walk on the path of becoming complete like Christ. Our God is the King of Glory, therefore, as Children of God, we should endeavor to be like our Father by radiating His glory here on earth.

More so, as Children of God, we should try not to continue to serve God as babies, but to endeavor to grow into maturity in our relationship with God. In order to ensure we enter the kingdom of God, we must not stop walking in the path of glory until we finally see God. I pray God will give you the grace to immerse in His Glory forever in Jesus' name. Amen.

Yours lovingly,

Pastor (Mrs.) Folu Adeboye
Mother-in-Israel, RCCG
Director, Directorate of Teens & Child Education



THE REDEEMED CHRISTIAN CHURCH OF GOD

Vision and Mission Statement

1. To make Heaven.
2. To take as many people as possible with us.
3. To have a member of the RCCG in every family of all nations.
4. To accomplish No. 1 above, holiness will be our lifestyle.
5. To accomplish No. 2 and 3 above, we will plant churches within five minutes walking distance in every city and town of developing countries and within five minutes driving distance in every city and town of developed countries.
6. We will pursue these objectives until every nation in the world is reached for **JESUS CHRIST OUR LORD.**

SUNDAY SCHOOL HYMN

O Sunday school, on the Lord's Day,
O how I love thee well,
I am happy, it makes me glad
To rejoice at thy birth.

O Sunday school, on the Lord's Day,
Thy friendship suites me well,
Both young and old will sing thy song,
We long for Sunday school.

O Sunday school, on the Lord's Day,
Christ was thy first teacher,
The Holy Spirit great teacher,
Does manifest in thee.

O Sunday school, on the Lord's Day,
The testimony is sure,
That God, the Father Almighty,
Powered His blessing on thee.

O Sunday school, on the Lord's Day,
Though the sun be so bright,
Or if the clouds be black with the rain,
I'll be in Sunday school.

O Sunday school, on the Lord's Day,
I rejoice to see thee
Will thou pass over me today?
Without my being blest.

CONTENTS

Lesson 1: What is Glory?
 Lesson 2: Knowing the King of Glory
 Lesson 3: Why was I created?
 Lesson 4: You are Beautiful
 Lesson 5: God's Glorious Presence

Lesson 6: REVISION 1
 Lesson 7: Unusual Wisdom
 Lesson 8: Unusual Blessings
 Lesson 9: Clothed with Glory
 Lesson 10: Your Future Will Be Greater Than Today
 Lesson 11: Always Give Glory to God

Lesson 12: REVISION 2
 Lesson 13: ENRICHMENT DAY
 Lesson 14: Who is My Enemy?
 Lesson 15: Shame: a Weapon of the Enemy
 Lesson 16: Preventing Shame
 Lesson 17: How to Live in God's Glory
 Lesson 18: What is Righteousness?

Lesson 19: REVISION 3
 Lesson 20: Glorifying God through Praise
 Lesson 21: Dominion
 Lesson 22: Arise and Shine
 Lesson 23: Run Away from Sin
 Lesson 24: Be Thankful

Lesson 25: REVISION 4
 Lesson 26: ENRICHMENT DAY
 Lesson 27: Glorifying God with your Time
 Lesson 28: The Importance of prayer
 Lesson 29: Tell others about Jesus
 Lesson 30: Know how to Prioritize
 Lesson 31: Dealing with Temptation

Lesson 32: REVISION 5
 Lesson 33: Be Healthy
 Lesson 34: God's Protection
 Lesson 35: Glorifying God through Giving
 Lesson 36: The Names of Jesus (Part 1)
 Lesson 37: The Names of Jesus (Part 2)


Lesson 38: REVISION 6
 Lesson 39: ENRICHMENT DAY
 Lesson 40: Hard Work Pays off
 Lesson 41: Learn to Appreciate Others
 Lesson 42: Desire the Fruit of the Spirit
 Lesson 43: Glorifying God through Testimony
 Lesson 44: Be a Blessing

Lesson 45: REVISION 7
 Lesson 46: Be a Star for God
 Lesson 47: Live to Please God
 Lesson 48: Eternal Rewards
 Lesson 49: The Glorious Home
 Lesson 50: Don't Miss Heaven

Lesson 51: REVISION 8
 Lesson 52: ENRICHMENT DAY

JUNIOR ZEAL
9-12 YEARS
ACTIVITY BOOK
2019/2020 Edition

THE PATH TO GLORY

<p>Topic: What is Glory?</p> <p>Scripture: Psalm 145:1-13</p> <p>Date: 01/09/2019</p>	<p>Year Group: 9 - 12</p> <p>First Name: _____</p> <p>Last Name: _____</p>
<p>QUICK RECAP/SETTLING ACTIVITY: Last edition, we studied the theme 'Dominion'. In this edition, we will be studying the theme "<i>The Path To Glory</i>" and today we will be discussing "What is Glory?"</p>	
<p>MEMORY VERSE: Psalm 145:5 I will meditate on your majestic, glorious splendour.</p>	
<p>WHAT WE ARE LEARNING ABOUT TODAY:</p> <ul style="list-style-type: none"> ✓ I/We should be able to: Explain what glory is. ✓ I/We should be able to: Give synonyms (similar words) of glory. ✓ I/We should be able to: Understand why I need to proclaim God's glory. 	
<p>Make a poster or abstract illustrations of things that radiate to show the glory of the Lord e.g. Sun radiates light; fire radiates heat, etc.</p> <div style="text-align: center;">  </div>	

Make a poster of God’s character – Omniscient God, Everlasting God, God is wise

Using Isaiah 45:1-13, split into groups to draw some of the scenarios in the verses, for examples verses 1-3, 4-7 etc.

CONSOLIDATION/CONCLUSION: Collect information based around the 5 W’s (**Who, What, When, Why, Where**). Share their information within your group. I will meditate on your majestic, glorious splendour, O Lord!

- *
*
*
*
*

HOMEWORK: Write out more scripture expressing the glory of God.

WORK TO BE COVERED IN THE NEXT LESSON: Knowing the King of Glory.

<p>Topic: Knowing the King of Glory</p> <p>Scripture: Genesis Psalm 24:7-10</p> <p>Date: 08/09/2019</p>	<p>Year Group: 9 - 12</p> <p>First Name: _____</p> <p>Last Name: _____</p>
<p>QUICK RECAP/SETTLING ACTIVITY: We have been studying the theme ‘The Path to Glory’. We have looked at ‘What is glory?’.</p>	
<p>MEMORY VERSE: Psalm 24:8 Who is the King of glory? The LORD, strong and mighty; the LORD, invincible in battle.</p>	
<p>WHAT WE ARE LEARNING ABOUT TODAY:</p> <ul style="list-style-type: none"> ✓ I/We should be able to: Explain what glory is ✓ I/We should be able to: Explain why it is important to know the King of glory. ✓ I/We should be able to: Know that Jesus Christ is the King of Glory. 	
<p>ACTIVITY WORK SHEET</p> <p>Go to Wordart.com and make a graphic design showing the attributes of God (e.g. loving, powerful etc.).</p>	

Make a pen picture of Who the King of glory is.

Read Psalm 24:10 and illustrate 'The Lord of Heaven's Armies

CONSOLIDATION/CONCLUSION: Are you now able to explain why we need to know the King of Glory?

HOMEWORK: Make a plan of how to know the King of Glory better.

WORK TO BE COVERED IN THE NEXT LESSON: Why was I created?

Topic: Why was I created?	Year Group: 9 - 12
Scripture: Psalm 100	First Name: _____
Date: 15/09/2019	Last Name: _____

QUICK RECAP/SETTLING ACTIVITY: We have been studying the theme ‘The Path to Glory’. We have looked at ‘Knowing the King of Glory?’.

MEMORY VERSE: Isaiah 43:7
 Bring all who claim me as their God, for I have made them for my glory. It was I who created them.

- WHAT WE ARE LEARNING ABOUT TODAY:**
- ✓ **I/We should be able to:** Know that God created me and all things.
 - ✓ **I/We should be able to:** Explain why I was created.
 - ✓ **I/We should be able to:** Understand how to please and glorify God.

ACTIVITY WORK SHEET

Sun Facts!



- How far is the Sun?

- How hot is the Sun?

- How long does it take the earth to rotate around the Sun once?

- What are the benefits of having the Sun?

- What is the main purpose of the Sun?

- What are you good at?

- What do you enjoy?

- How can you use these things to please and glorify God?

CONSOLIDATION/CONCLUSION: Are you now able to explain why you were created?

HOMEWORK: How can I bring glory to the King of Glory?

WORK TO BE COVERED IN THE NEXT LESSON: You are Beautiful.

Search the scriptures – Who am I in Christ?

Using newspapers and magazines, make a collage of your characteristics according to how God sees you (e.g. beautiful, creative, intelligent, etc.)

CONSOLIDATION/CONCLUSION: Are you now able to explain how beautifully God has made us?

HOMEWORK: Paint a picture of yourself in the way God sees you.

WORK TO BE COVERED IN THE NEXT LESSON: God’s Glorious Presence.

<p>Topic: God’s Glorious Presence</p> <p>Scripture: Exodus 33:12-23</p> <p>Date: 29/09/2019</p>	<p>Year Group: 9 - 12</p> <p>First Name: _____</p> <p>Last Name: _____</p>
--	---

QUICK RECAP/SETTLING ACTIVITY: We have been studying the theme ‘The Path to Glory’. We have looked at ‘You are beautiful’.

MEMORY VERSE: Psalm 16:11
 You will show me the way of life, granting me the joy of your presence and the pleasures of living with you forever.

- WHAT WE ARE LEARNING ABOUT TODAY:**
- ✓ **I/We should be able to:** Explain what God’s glorious presence is.
 - ✓ **I/We should be able to:** Explain why it is important to be in the presence of God.
 - ✓ **I/We should be able to:** Desire to see the glory of God.

ACTIVITY WORK SHEET

- Karaoke – Sing the song ‘Show me your glory’.
- Find 3 songs about the glory of the Lord.

- Read Exodus 33 and create your own song (write the lyrics below):

- Find the song “Shekinah Glory” by Jaye Thomas. Find the lyrics, and if you are musically inclined, find the chords.

CONSOLIDATION/CONCLUSION: Are you now able to explain why we need to be in God’s glorious presence?

HOMEWORK: Meditate on the phrase “Show me Your glory Lord.”

WORK TO BE COVERED IN THE NEXT LESSON: Revision 1

<p>Topic: Revision 1</p> <p>Scripture: Exodus 33:12-23</p> <p>Date: 06/10/2019</p>	<p>Year Group: 9 - 12</p> <p>First Name: _____</p> <p>Last Name: _____</p>
<p>QUICK RECAP/SETTLING ACTIVITY: We have been studying the theme ‘The Path to Glory’.</p>	
<p>MEMORY VERSE: Psalm 16:11 You will show me the way of life, granting me the joy of your presence and the pleasures of living with you forever.</p>	
<p>WHAT WE ARE LEARNING ABOUT TODAY:</p> <ul style="list-style-type: none"> ✓ Quiz ✓ Question and Answer session ✓ Peer Assessment 	
<p>ACTIVITY WORK SHEET</p> <ul style="list-style-type: none"> - Complete any past activity not previously completed. 	
<p>CONSOLIDATION/CONCLUSION: Read Exodus 33:12-23 and Psalm 16:11 and come up with your own conclusion.</p>	
<p>HOMEWORK: Read and meditate on Psalm 27.</p>	
<p>WORK TO BE COVERED IN THE NEXT LESSON: Unusual Wisdom.</p>	

WORKSPACE

<p>Topic: Unusual Wisdom</p> <p>Scripture: Daniel 1:15-20</p> <p>Date: 13/10/2019</p>	<p>Year Group: 9 - 12</p> <p>First Name: -----</p> <p>Last Name: _____</p>
--	---

QUICK RECAP/SETTLING ACTIVITY: We have been studying the theme ‘The Path to Glory’. We have looked at ‘God’s Glorious Presence’.

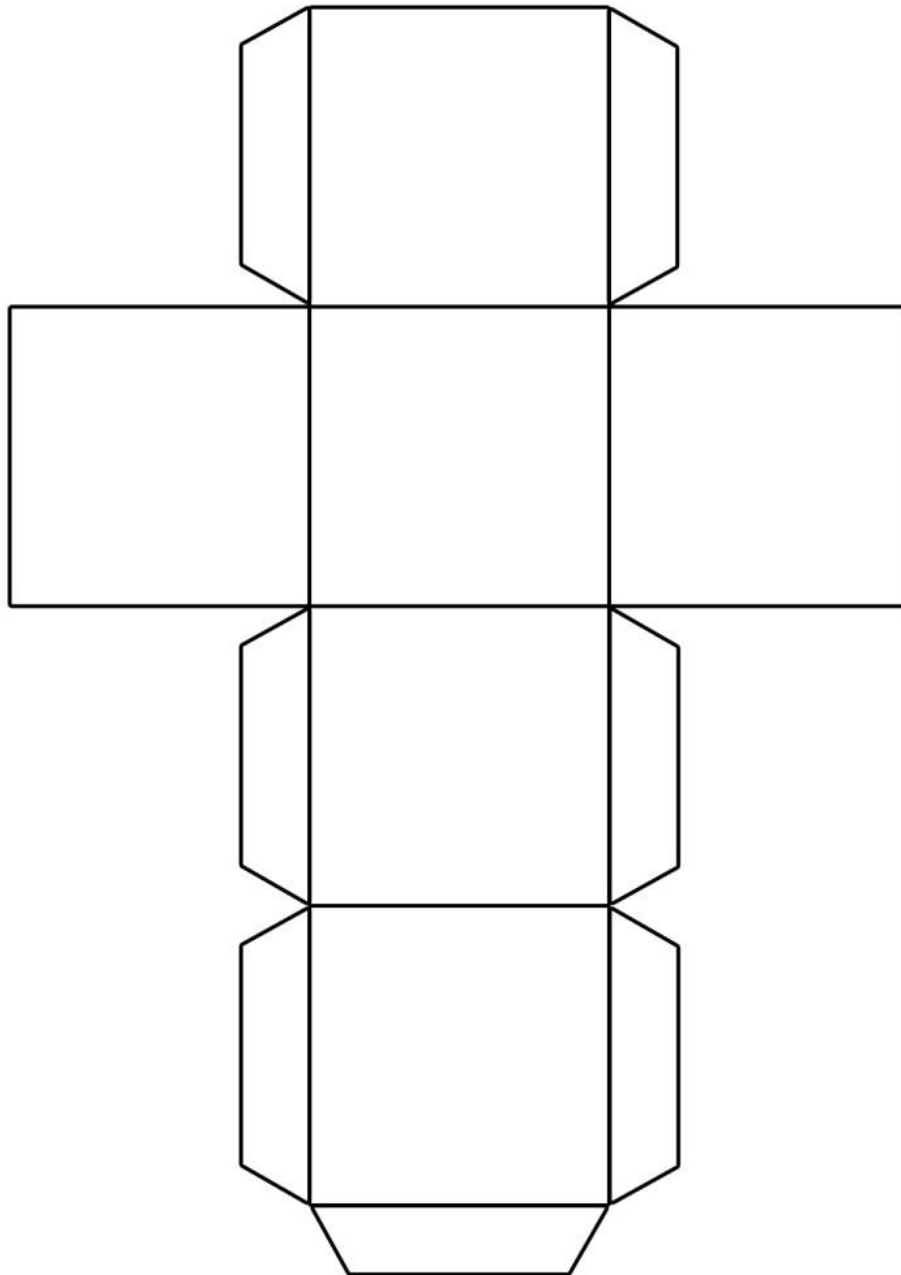
MEMORY VERSE: 1 Kings 4:30
 In fact, his wisdom exceeded that of all the wise men of the east and the wise men of Egypt.

- WHAT WE ARE LEARNING ABOUT TODAY:**
- ✓ **I/We should be able to:** Explain what unusual wisdom is.
 - ✓ **I/We should be able to:** Explain where wisdom comes from.
 - ✓ **I/We should be able to:** Understand how to obtain wisdom from God.

ACTIVITY WORK SHEET

In groups, use Daniel 1 to create a comic strip of how God made Daniel and his friends successful.

Cut out this net template of a cube. Place it on your world map and trace out its shape. Then, cut the net out of your map and use the tabs to glue the cube together.



CONSOLIDATION/CONCLUSION: Write a prayer request for a country/community you feel like reaching out to.

HOMEWORK: How would you like God to bless you and what would you do with that blessing?

WORK TO BE COVERED IN THE NEXT LESSON: Clothed with Glory.

<p>Topic: Clothed with Glory</p> <p>Scripture: Ephesians 6:10-18</p> <p>Date: 27/10/2019</p>	<p>Year Group: 9 - 12</p> <p>First Name: _____</p> <p>Last Name: _____</p>
---	---

QUICK RECAP/SETTLING ACTIVITY: We have been studying the theme ‘The Path to Glory’. We have looked at ‘Unusual Blessings’.

MEMORY VERSE: Isaiah 61:10
 I am overwhelmed with joy in the Lord my God! For He has dressed me with the clothing of salvation and draped me in a robe of righteousness. I am like a bridegroom in his wedding suit or a bride with her jewels.

- WHAT WE ARE LEARNING ABOUT TODAY:**
- ✓ **I/We should be able to:** Explain what clothing is.
 - ✓ **I/We should be able to:** Understand the meaning of being clothed with glory.
 - ✓ **I/We should be able to:** Understand the need to be clothed with God’s glory.

ACTIVITY WORK SHEET

Draw a man and woman and label their clothing with all its different parts: armhole, armlet, bodice, buttonhole, collar, cuff, dicky, gusset, hem, hood, lapel, pocket, sleeve, tail, train, waist and yoke.

Make a poster or a doodle of the armour as in Ephesians 6:10-18.

Design a smart outfit.

CONSOLIDATION/CONCLUSION: Complete the quiz prepared by your teacher. Put on the whole armour of God. Pray that you'll be able to stand against the strategies of the enemy.

HOMEWORK: Write out more scripture expressing God's clothing.

WORK TO BE COVERED IN THE NEXT LESSON: Your future will be greater than today.

<p>Topic: Your Future will be Greater Than Today</p> <p>Scripture: Job 42:12-17</p> <p>Date: 03/11/2019</p>	<p>Year Group: 9 - 12</p> <p>First Name: _____</p> <p>Last Name: _____</p>
--	---

QUICK RECAP/SETTLING ACTIVITY: We have been studying the theme ‘The Path to Glory’. We have looked at ‘Clothed with Glory’.

MEMORY VERSE: Haggai 2:9
 The future glory of this Temple will be greater than its past glory, says the Lord of Heaven’s Armies. And in this place I will bring peace. I, the Lord of Heaven’s Armies, have spoken!


- WHAT WE ARE LEARNING ABOUT TODAY:**
- ✓ **I/We should be able to:** Know that God has a plan for everyone.
 - ✓ **I/We should be able to:** Know that God desires us to make progress.
 - ✓ **I/We should be able to:** Understand that progress comes by submitting to God.

ACTIVITY WORK SHEET

Inside the mirror, draw or write out how God sees you.



How can you make progress and where will you be in ten years?



How can you glorify God in this position?

CONSOLIDATION/CONCLUSION: If we trust and obey, He will make all grace abound and we will be fruitful and make progress.

HOMEWORK: Write out a declaration of God’s promises to you.

WORK TO BE COVERED IN THE NEXT LESSON: Always give Glory to God.

<p>Topic: Always Give Glory to God</p> <p>Scripture: John 9:1-33</p> <p>Date: 10/11/2019</p>	<p>Year Group: 9 - 12</p> <p>First Name: _____</p> <p>Last Name: _____</p>
---	---

QUICK RECAP/SETTLING ACTIVITY: We have been studying the theme ‘The Path to Glory’. We have looked at ‘Your Future Will Be Greater Than Today’.

MEMORY VERSE: Romans 4:20
 Abraham never wavered in believing God’s promise. In fact, his faith grew stronger, and in this he brought glory to God.

- WHAT WE ARE LEARNING ABOUT TODAY:**
- ✓ **I/We should be able to:** Know that God is great and powerful
 - ✓ **I/We should be able to:** Understand how to give glory to God.
 - ✓ **I/We should be able to:** Learn to be a channel to proclaim God’s glory.

ACTIVITY WORK SHEET

List ways that we can give glory to God.

Write on a decision card your promise to be a channel to give glory to God.

Make a colourful poster about the ways we can give glory to God to remind you of your promise.


CONSOLIDATION/CONCLUSION: Do not waver in believing God's promises. Grow stronger in faith and bring glory to God in your life.

HOMEWORK: Find a song expressing the glory of God.

WORK TO BE COVERED IN THE NEXT LESSON: Revision 2

<p>Topic: Revision 2</p> <p>Scripture: Haggai 2:9</p> <p>Date: 17/11/2019</p>	<p>Year Group: 9 - 12</p> <p>First Name: _____</p> <p>Last Name: _____</p>
<p>QUICK RECAP/SETTLING ACTIVITY: We have been studying the theme 'The Path to Glory'. We have looked at 'Always Give Glory to God'.</p>	
<p>MEMORY VERSE: Job 8:7</p> <p>And though you started with little, you will end with much.</p>	
<p>WHAT WE ARE LEARNING ABOUT TODAY:</p> <ul style="list-style-type: none"> ✓ Quiz ✓ Question and Answer session ✓ Peer Assessment 	
<p>ACTIVITY WORK SHEET</p> <ul style="list-style-type: none"> - Complete any past activity not previously completed. 	
<p>CONSOLIDATION/CONCLUSION: Read Exodus 33:12-23 and Psalm 16:11 and come up with your own conclusion.</p>	
<p>HOMEWORK: Make a poster – Who am I in Christ Jesus?</p>	
<p>WORK TO BE COVERED IN THE NEXT LESSON: Enrichment Day</p>	

WORKSPACE



HOMEWORK: Work on showing empathy, compassion and respect towards others.

WORK TO BE COVERED IN THE NEXT LESSON: Who is my enemy?

<p>Topic: Who is My Enemy?</p> <p>Scripture: Job 1:6-19</p> <p>Date: 01/12/2019</p>	<p>Year Group: 9 - 12</p> <p>First Name: _____</p> <p>Last Name: _____</p>
--	---

QUICK RECAP/SETTLING ACTIVITY: We have been studying the theme ‘The Path to Glory’. We have looked at ‘Always give glory to God’.

MEMORY VERSE: John 10:10
 The thief’s purpose is to steal and kill and destroy. My purpose is to give them a rich and satisfying life.

- WHAT WE ARE LEARNING ABOUT TODAY:**
- ✓ **I/We should be able to:** Understand Satan is an enemy.
 - ✓ **I/We should be able to:** Understand God is more powerful than Satan.
 - ✓ **I/We should be able to:** Know how to be victorious over the enemy.

ACTIVITY WORK SHEET

Imagine you are in a jungle and a lion is chasing you.

Make a list of steps you will take to escape the predator.

- (1) _____
- (2) _____
- (3) _____
- (4) _____
- (5) _____
- (6) _____
- _____
- _____

Why should you not be afraid of the enemy?

Illustrate a poster of 1 Peter 5:8 – “Stay alert, watch out for your great enemy, the devil. He prowls like a roaring lion, looking for someone to devour.”

CONSOLIDATION/CONCLUSION: We find shelter and protection in Christ. As the deer pants for the water brooks, so we should desire the Lord and abide in His presence.

HOMEWORK: Write out temptations you face this week and how you have overcome them.

WORK TO BE COVERED IN THE NEXT LESSON: Shame – A Weapon of the Enemy.

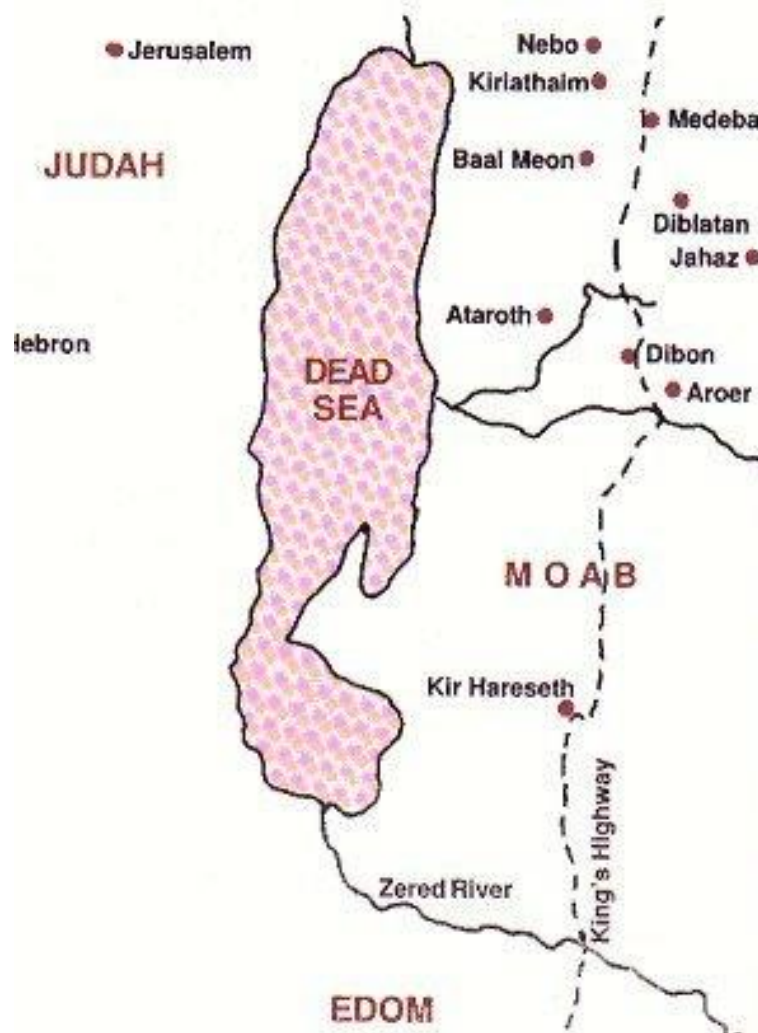
<p>Topic: Shame – A Weapon of the Enemy</p> <p>Scripture: Ruth 1:8-22</p> <p>Date: 08/12/2019</p>	<p>Year Group: 9 - 12</p> <p>First Name: _____</p> <p>Last Name: _____</p>
--	---

QUICK RECAP/SETTLING ACTIVITY: We have been studying the theme ‘The Path to Glory’. We have looked at ‘Who is my enemy?’

MEMORY VERSE: Psalm 25:2
 I trust in you, my God! Do not let me be disgraced, or let my enemies rejoice in my defeat.

- WHAT WE ARE LEARNING ABOUT TODAY:**
- ✓ **I/We should be able to:** Explain what shame is.
 - ✓ **I/We should be able to:** Understand that the enemy uses shame as a weapon.
 - ✓ **I/We should be able to:** Understand how to overcome shame.

ACTIVITY WORK SHEET
 Sketch the journey from Moab to Judah.



Put a heavy paperclip inside a balloon. Then fill the balloon with helium because it needs to be able to float. The balloon is you and the paperclips are shame. The paperclips weighing down the balloon shows that shame sabotages our future and our relationship with God.

Write down personal things that you may be ashamed about, but don't show them to anyone. When you're finished, shred them to represent you overcoming shame.

Make a bracelet using the letters "F E A R N O T".

CONSOLIDATION/CONCLUSION: Shame sabotages our future and our relationship with God. Talk to God about what you wrote down and receive healing from Him.

HOMEWORK: Complete any outstanding activities.

WORK TO BE COVERED IN THE NEXT LESSON: Preventing Shame.

Topic: Preventing Shame	Year Group: 9 - 12
Scripture: Colossians 3:5-10	First Name: _____
Date: 15/12/2019	Last Name: _____

QUICK RECAP/SETTLING ACTIVITY: We have been studying the theme ‘The Path to Glory’. We have looked at ‘Shame – a Weapon of the Enemy’.

MEMORY VERSE: Romans 10:11
The scripture says, “All who have faith in Him won’t be put to shame.”

- WHAT WE ARE LEARNING ABOUT TODAY:**
- ✓ **I/We should be able to:** Know your God and do what is pleasing to Him.
 - ✓ **I/We should be able to:** Know where to seek help when ashamed.
 - ✓ **I/We should be able to:** Understand how to prevent shame.

ACTIVITY WORK SHEET

List out triggers of shame.

Write out scripture reassuring us that we are accepted and beloved of the Lord.

Write out how you think things might change knowing the love of Christ and support of friends.

How can you support a friend that is struggling with shame?

CONSOLIDATION/CONCLUSION: All who have faith in Him won't be put to shame.

HOMEWORK: Write out a situation where you have helped a friend feeling shame feel better.


WORK TO BE COVERED IN THE NEXT LESSON: How to Live in God's Glory.

Create a bracelet saying “Unashamed,” as we are not ashamed of the Gospel of Jesus Christ, and “Faith,” as the Just shall live by faith.

CONSOLIDATION/CONCLUSION: Seek the Kingdom of God above all else, and live righteously, and He will give you everything you need.

HOMEWORK: Learn the memory verse. Be bold and courageous to share your faith with others.

WORK TO BE COVERED IN THE NEXT LESSON: What is Righteousness?

<p>Topic: What is Righteousness?</p> <p>Scripture: Romans 3:21-28</p> <p>Date: 29/12/2019</p>	<p>Year Group: 9 - 12</p> <p>First Name: _____</p> <p>Last Name: _____</p>
<p>QUICK RECAP/SETTLING ACTIVITY: We have been studying the theme ‘The Path to Glory’. We have looked at ‘How to live in God’s Glory’.</p>	
<p>MEMORY VERSE: Romans 3:23 For everyone has sinned; we all fall short of God’s glorious standard.</p>	
<p>WHAT WE ARE LEARNING ABOUT TODAY:</p> <ul style="list-style-type: none"> ✓ I/We should be able to: Explain what sin is. ✓ I/We should be able to: Know what righteousness is. ✓ I/We should be able to: Understand the gift of eternal life. 	
<p>ACTIVITY WORK SHEET</p> <p>Make a breastplate of righteousness:</p> <ol style="list-style-type: none"> 1) Cut out a breastplate shape (make an inward curve at the neck, the armpits, and the stomach). 2) Punch a hole on each shoulder on the front and back. 3) Decorate with pens and scraps of paper. 4) Write “Breastplate of Righteousness” on the front. 5) Use string or yarn to tie the front and back together. (One string would be used for the left front and back and another string would tie the right front and back together.) 6) Wear your breastplate of righteousness! 	



CONSOLIDATION/CONCLUSION: For everyone has sinned; we all fall short of God's glorious standard. The free gift of God is eternal life through Christ Jesus our Lord.

HOMEWORK: Read Romans 6:23

WORK TO BE COVERED IN THE NEXT LESSON: Revision 3

<p>Topic: Revision 3</p> <p>Scripture: Romans 6:1-23</p> <p>Date: 05/01/2020</p>	<p>Year Group: 9 - 12</p> <p>First Name: _____</p> <p>Last Name: _____</p>
---	---

QUICK RECAP/SETTLING ACTIVITY: We have been studying the theme ‘The Path to Glory’ and we have previously looked at What Righteousness is.

MEMORY VERSE: Romans 6:23
 For the wages of sin is death, but the free gift of God is eternal life through Christ Jesus our Lord.

- WHAT WE ARE LEARNING ABOUT TODAY:**
- ✓ Quiz
 - ✓ Question and Answer session
 - ✓ Peer Assessment

ACTIVITY WORK SHEET

- Complete any past activity not previously completed.
- Other activities – quiz, answer session and Peer Assessment

CONSOLIDATION/CONCLUSION: Read Exodus 33:12-23 and Psalm 16:11 and come up with your own conclusion.

HOMEWORK: Read and memorise Romans 6:4

WORK TO BE COVERED IN THE NEXT LESSON: Glorifying God Through Praise

Music is a fantastic way to praise God. Make and decorate a 'praise shaker' which you can use to sing praises to God. A praise shaker is a musical instrument you can shake to produce sound and praise God. Write your favourite praise scripture on the shaker.

CONSOLIDATION/CONCLUSION: Praise the Lord!

HOMEWORK: Research the instruments peculiar to different tribes and nations of the world.

WORK TO BE COVERED IN THE NEXT LESSON: Dominion

<p>Topic: Dominion</p> <p>Scripture: Psalm 8</p> <p>Date: 19/01/2020</p>	<p>Year Group: 9 - 12</p> <p>First Name: -----</p> <p>Last Name: _____</p>
<p>QUICK RECAP/SETTLING ACTIVITY: We have been studying the theme ‘The Path to Glory’. We have looked at ‘Glorifying God Through Praise’.</p>	
<p>MEMORY VERSE: Luke 10:19</p> <p>Look, I have given you authority over all the power of the enemy, and you can walk among snakes and scorpions and crush them. Nothing will injure you.</p>	
<p>WHAT WE ARE LEARNING ABOUT TODAY:</p> <ul style="list-style-type: none"> ✓ I/We should be able to: Explain what dominion means. ✓ I/We should be able to: Know that we have dominion. ✓ I/We should be able to: How to exercise authority – dominion. 	
<p>ACTIVITY WORK SHEET</p> <p>Get into groups and create mind maps about dominion and present to the class.</p>	

Complete this word search.

Z O Z R J Y Z C K R U Q T V E
 U J Q H Q T P V O H X Y N C H
 D E N O S I G W W N G X N Q P
 P U Z E W R V R C H T E Y R J
 O G K E F O H B N R U R U S G
 W L N N E H B V K L K L O D N
 E T L T U T W N F T E I Y L O
 R Y C Z M U B N Z M T N J L Y
 V X V C R A I D O M I N I O N
 U C R D E Z F C R Q D Z I X R

Find these words: **Authority** **Control** **Dominion** **Power** **Influence** **Rule**

CONSOLIDATION/CONCLUSION: Recap who God gives dominion to. Pray that our light will shine and that people will see Christ in us.

HOMEWORK: Find Biblical examples of dominion.

WORK TO BE COVERED IN THE NEXT LESSON: Arise and Shine

<p>Topic: Arise and Shine</p> <p>Scripture: Isaiah 60:1-3</p> <p>Date: 26/01/2020</p>	<p>Year Group: 9 - 12</p> <p>First Name: _____</p> <p>Last Name: _____</p>
<p>QUICK RECAP/SETTLING ACTIVITY: We have been studying the theme ‘The Path to Glory’. We have looked at ‘Dominion’.</p>	
<p>MEMORY VERSE: Daniel 12:3 Those who are wise will shine as bright as the sky, and those who lead many to righteousness will shine like the stars forever.</p>	
<p>WHAT WE ARE LEARNING ABOUT TODAY:</p> <ul style="list-style-type: none"> ✓ I/We should be able to: Understand that God is the shining light. ✓ I/We should be able to: Know how to enable God’s glorious light to shine through us. ✓ I/We should be able to: Understand how to lead others to the light. 	
<p>ACTIVITY WORK SHEET</p> <p>Using construction paper, create a bright, shining crown.</p>	

Using reflective stickers, cut out stickers in different shapes for your jacket and backpack. Cut out strips as wristbands with high visibility.

CONSOLIDATION/CONCLUSION: Those who are wise know their God. They shine in purity, righteousness and glory.

HOMEWORK: Write about a situation where you have been able to express the glory of God.

WORK TO BE COVERED IN THE NEXT LESSON: Run Away from Sin.

<p>Topic: Run Away from Sin</p> <p>Scripture: 1 John 3:3-10</p> <p>Date: 02/02/2020</p>	<p>Year Group: 9 - 12</p> <p>First Name: _____</p> <p>Last Name: _____</p>
<p>QUICK RECAP/SETTLING ACTIVITY: We have been studying the theme ‘The Path to Glory’. We have looked at ‘Arise and Shine’.</p>	
<p>MEMORY VERSE: 1 John 3:9 Those who have been born into God’s family do not make a practise of sinning, because God’s life is in them. So they can’t keep on sinning, because they are children of God.</p>	
<p>WHAT WE ARE LEARNING ABOUT TODAY:</p> <ul style="list-style-type: none"> ✓ I/We should be able to: Know what sin is. ✓ I/We should be able to: Understand what it means to overcome the devil. ✓ I/We should be able to: Know how to run away from sin. 	
<p>ACTIVITY WORK SHEET</p> <p>Read James 4:7 and discuss as a group. Complete the ‘Pepper and Salt’ experiment:</p> <p>Sprinkle black pepper in a bowl of water and add a little soap to the surface of the water. Discuss what happens to the pepper when the soap is added. The water represents our lives, the pepper is like sin and the soap represents God.</p>	

Think about the phrase “running away from sin”. Make a drawing related to this.

CONSOLIDATION/CONCLUSION: Humble yourself before God. Resist the devil. Come closer to God.

HOMEWORK: How can you put on the Armour of God in practise?

WORK TO BE COVERED IN THE NEXT LESSON: Be Thankful

<p>Topic: Be Thankful</p> <p>Scripture: Luke 17:11-19</p> <p>Date: 09/02/2020</p>	<p>Year Group: 9 - 12</p> <p>First Name: _____</p> <p>Last Name: _____</p>
--	---

QUICK RECAP/SETTLING ACTIVITY: We have been studying the theme ‘The Path to Glory’. We have looked at ‘Run Away from Sin’.

MEMORY VERSE: 1 Thessalonians 5:18
 Be thankful in all circumstances, for this is God’s will for you who belong to Christ Jesus.

- WHAT WE ARE LEARNING ABOUT TODAY:**
- ✓ **I/We should be able to:** Learn to be thankful.
 - ✓ **I/We should be able to:** Understand why it is important to express gratitude.
 - ✓ **I/We should be able to:** Understand that all good things are gifts from God.

ACTIVITY WORK SHEET

Thanksgiving meal!

Have a thanksgiving meal where you go around the table and share three things you are thankful for.

Make a thankful jar, decorating it however you choose.

Draw a thankful tree to visualise everything you have to be thankful for!

CONSOLIDATION/CONCLUSION: Praising God shows gratitude which inclines God to bless you more!

HOMEWORK: Finish your thankful jar. At the end of each day, write down what you're thankful to God for and slip it in the jar. Regularly look back at all God has done for you and count your blessings.

WORK TO BE COVERED IN THE NEXT LESSON: Revision 4

Topic: Revision 4	Year Group: 9 - 12
Scripture: 1 Thessalonians 5:18	First Name: _____
Date: 16/02/2020	Last Name: _____
QUICK RECAP/SETTLING ACTIVITY: We have been studying the theme 'The Path to Glory'.	
MEMORY VERSE: 1 Thessalonians 5:18 Be thankful in all circumstances, for this is God's will for you who belong to Christ Jesus.	
WHAT WE ARE LEARNING ABOUT TODAY: <ul style="list-style-type: none">✓ Quiz✓ Question and Answer session✓ Peer Assessment	
ACTIVITY WORK SHEET <ul style="list-style-type: none">- Complete any past activity not previously completed.- Pupils led activity – quiz, answer session and Peer Assessment	

CONSOLIDATION/CONCLUSION: Come up with your own conclusion from 1 Thessalonians 5:18.

HOMEWORK: Make a plan of how to know the King of Glory better.

WORK TO BE COVERED IN THE NEXT LESSON: Glorifying God Through Praise

A large empty rectangular box for writing.

HOMEWORK: Write out your vision for your life.

WORK TO BE COVERED IN THE NEXT LESSON: Glorifying God with your Time.

Make a calendar and plan your week using this list.

Choose a Month

Sunday	Monday	Tuesday	Wednesday	Thursday	Friday	Saturday
		1	2	3	4	5
6	7	8	9	10	11	12
13	14	15	16	17	18	19
20	21	22	23	24	25	26
27	28	29	30	31		

CONSOLIDATION/CONCLUSION: Be wise with your time.

HOMEWORK: Follow the plan you have written and reflect on how effective it was

WORK TO BE COVERED IN THE NEXT LESSON: The Importance of Prayer

<p>Topic: The Importance of Prayer</p> <p>Scripture: Luke 18:1-8</p> <p>Date: 08/03/2020</p>	<p>Year Group: 9 - 12</p> <p>First Name: -----</p> <p>Last Name: _____</p>
---	---

QUICK RECAP/SETTLING ACTIVITY: We have been studying the theme ‘The Path to Glory’. We have looked at ‘Glorifying God with your time’.

MEMORY VERSE: 1 Thessalonians 5:17
 Never stop praying.

- WHAT WE ARE LEARNING ABOUT TODAY:**
- ✓ **I/We should be able to:** Explain what prayer is.
 - ✓ **I/We should be able to:** Know the importance of prayer.
 - ✓ **I/We should be able to:** Know God hears and attends to our prayers.

ACTIVITY WORK SHEET

Illustrate the act of praying. In a posture of prayer, hold hands together.



To remember who or what to pray for, think about your fingers.

Thumb – create love hearts and pray for close family members/loved ones

Index finger – pray for neighbours, teachers, friends

Middle – create flags of countries in the news this week and write a prayer at the back of each flag

Ring finger – write prayer points on a football or baseball caps for celebrities & people in authority

Little finger – write out personal prayer on colourful post it notes and make a prayer wall.



CONSOLIDATION/CONCLUSION: To give structure to your prayer, think about ACTS. ACTS stands for adoration, confession, thanksgiving and supplication.

HOMEWORK: Start and end each day with prayer. Write a journal of what you pray about.

WORK TO BE COVERED IN THE NEXT LESSON: Tell others about Jesus.

<p>Topic: Tell Others About Jesus</p> <p>Scripture: Matthew 9:35-39</p> <p>Date: 15/03/2020</p>	<p>Year Group: 9 - 12</p> <p>First Name: _____</p> <p>Last Name: _____</p>
--	---

QUICK RECAP/SETTLING ACTIVITY: We have been studying the theme ‘The Path to Glory’. We have looked at ‘The importance of Prayer’.

MEMORY VERSE: Matthew 28:20
 And teaching them to obey everything I have commanded you. And surely I am with you always, to the very end of the age.

- WHAT WE ARE LEARNING ABOUT TODAY:**
- ✓ **I/We should be able to:** Learn about the Good News.
 - ✓ **I/We should be able to:** Know how to help others learn about Jesus.
 - ✓ **I/We should be able to:** Understand the importance of helping others to know Jesus.

ACTIVITY WORK SHEET

Illustrate the gospel using media communication:

- Scribe and record a 60-second commercial.
- The product is the Gospel.
- This can be done in groups.
- Make a card/tract telling others about Jesus.
- Trace out the map of the local area where you want the people to learn about Jesus.

Write out prayer points from mission newsletters.

CONSOLIDATION/CONCLUSION: Be bold to tell others about Jesus.

HOMEWORK: Create a money box and collect coins to raise money for Gospel literature.

WORK TO BE COVERED IN THE NEXT LESSON: Know how to Prioritise.

<p>Topic: Know how to Prioritise.</p> <p>Scripture: Luke 18:18-23</p> <p>Date: 22/03/2020</p>	<p>Year Group: 9 - 12</p> <p>First Name: _____</p> <p>Last Name: _____</p>
<p>QUICK RECAP/SETTLING ACTIVITY: We have been studying the theme ‘The Path to Glory’. We have looked at ‘Tell others about Jesus’.</p>	
<p>MEMORY VERSE: Matthew 6:31-32 So do not worry, saying, ‘What shall we eat?’ or ‘What shall we drink?’ or ‘What shall we wear?’ For the pagans run after all these things, and your heavenly Father knows that you need them.</p>	
<p>WHAT WE ARE LEARNING ABOUT TODAY:</p> <ul style="list-style-type: none"> ✓ I/We should be able to: Learn to love God more than everything else. ✓ I/We should be able to: Seek the Kingdom of God first. ✓ I/We should be able to: Understand the importance of time planning. 	
<p>ACTIVITY WORK SHEET</p> <p>Using S. Covey matrix create your own matrix and fill in activities for each quadrant.</p> <p>Quadrant 1 – urgent and important</p> <p>Quadrant 2 – not urgent but important</p> <p>Quadrant 3 – urgent but not important</p> <p>Quadrant 4 – not urgent and not important</p>	

	Urgent	Not Urgent
Important	Quadrant 1	Quadrant 2
Not Important	Quadrant 3	Quadrant 4

CONSOLIDATION/CONCLUSION: Know how to spend your time most effectively.

HOMEWORK: Read the book “Eat That Frog” by Brian Tracy.

WORK TO BE COVERED IN THE NEXT LESSON: Dealing with Temptation.

<p>Topic: Dealing with Temptation</p> <p>Scripture: Matthew 4:1-11</p> <p>Date: 29/03/2020</p>	<p>Year Group: 9 - 12</p> <p>First Name: _____</p> <p>Last Name: _____</p>
<p>QUICK RECAP/SETTLING ACTIVITY: We have been studying the theme ‘The Path to Glory’. We have looked at ‘Know How To Prioritise’.</p>	
<p>MEMORY VERSE: James 1:12 God blesses those who patiently endure testing and temptation. Afterward, they will receive the crown of life that God has promised to those who love him.</p>	
<p>WHAT WE ARE LEARNING ABOUT TODAY:</p> <ul style="list-style-type: none"> ✓ I/We should be able to: Know how temptation comes. ✓ I/We should be able to: Know we have the power to overcome temptation. ✓ I/We should be able to: Recognise how to deal with temptation. 	
<p>ACTIVITY WORK SHEET</p> <p>Come together as a class to summarise the scripture and share what the story taught you about what God wants you to do.</p> <p>Do the lemonade activity set by your Teacher.</p> <p>We are faced with temptations every day. We are asked to flee from every appearance of evil. Write out an acronym for the word ‘flee’.</p> <p>F</p> <p>L</p> <p>E</p> <p>E</p>	

Write out the response of Jesus to every temptation.

Play the ‘Say No to Temptation’ game! Go round in a circle and take a piece of paper from the basket. Act out the temptation on it to the rest of the class. Whoever guesses the temptation correctly can say loudly, “Say no to temptation!”

CONSOLIDATION/CONCLUSION: God blesses those who patiently endure testing and temptation.

HOMEWORK: Write out and memorise more scripture that will help you resist temptation.

WORK TO BE COVERED IN THE NEXT LESSON: Revision 5

<p>Topic: Revision 5</p> <p>Scripture: Matthew 6:31-33</p> <p>Date: 05/04/2020</p>	<p>Year Group: 9 - 12</p> <p>First Name: _____</p> <p>Last Name: _____</p>
<p>QUICK RECAP/SETTLING ACTIVITY: We have been studying the theme ‘The Path to Glory’.</p>	
<p>MEMORY VERSE: Matthew 6:33</p> <p>Seek the Kingdom of God above all else, and live righteously, and he will give you everything you need.</p>	
<p>WHAT WE ARE LEARNING ABOUT TODAY:</p> <ul style="list-style-type: none"> ✓ Quiz ✓ Question and Answer session ✓ Peer Assessment 	
<p>ACTIVITY WORK SHEET</p> <ul style="list-style-type: none"> - Complete any past activity not previously completed. - Pupils led activity – quiz, answer session and Peer Assessment 	

Empty rectangular box for student work.

CONSOLIDATION/CONCLUSION: Come up with your own conclusion from Matthew 6:33

HOMEWORK: Make a deliberate effort to live righteously and reflect on it.

WORK TO BE COVERED IN THE NEXT LESSON: Be Healthy


<p>Topic: Be Healthy</p> <p>Scripture: 1 Corinthians 6:19-20</p> <p>Date: 12/04/2020</p>	<p>Year Group: 9 - 12</p> <p>First Name: _____</p> <p>Last Name: _____</p>
<p>QUICK RECAP/SETTLING ACTIVITY: We have been studying the theme ‘The Path to Glory’. We have looked at ‘Dealing with Temptation’.</p>	
<p>MEMORY VERSE: 3 John 1:2 Dear friend, I hope all is well with you and that you are as healthy in body as you are strong in spirit.</p>	
<p>WHAT WE ARE LEARNING ABOUT TODAY:</p> <ul style="list-style-type: none"> ✓ I/We should be able to: Know that your body is the temple of the Holy Spirit. ✓ I/We should be able to: Know how to take care of your body – God’s temple. ✓ I/We should be able to: Understand the benefits of taking care of your body. 	
<p>ACTIVITY WORK SHEET</p> <p>Play charades in groups as a competition. Think of a word relating to being healthy, such as a fruit or vegetable, and act out the word. Members of the group should guess.</p>	

Make a poster about being healthy.

CONSOLIDATION/CONCLUSION: Being physically active increases our confidence and helps us have the strength to serve the Lord.


HOMEWORK: Choose a physical challenge you want to complete this week.

WORK TO BE COVERED IN THE NEXT LESSON: God's Protection.

Topic: God's Protection	Year Group: 9 - 12
Scripture: John 10:10	First Name: _____
Date: 19/04/2020	Last Name: _____
QUICK RECAP/SETTLING ACTIVITY: We have been studying the theme 'The Path to Glory'. We have looked at 'Be Healthy'.	
MEMORY VERSE: Psalm 91:1 He who dwells in the secret place of the Most High shall abide under the shadow of the Almighty.	
WHAT WE ARE LEARNING ABOUT TODAY: <ul style="list-style-type: none">✓ I/We should be able to: Know God as the Protector.✓ I/We should be able to: Understand that God desires to give abundant life.✓ I/We should be able to: Know that the godly can trust God and hand protection.	
ACTIVITY WORK SHEET Inscribe a promise of protection on the hand template.	
	

Solve the puzzle.

God's Protection



Find the following words in the puzzle.
Words are hidden → ↓ and ↘ .

- | | | |
|------------|-----------------|-------------|
| ABIDE | MOSTHIGH | SAFETY |
| ABUNDANTLY | PROMISE | SECRETPLACE |
| AFRAID | PROTECTION | SHADOW |
| ALMIGHTY | PROTECTIVESHADE | SHELTER |
| CARES | PSALM | TRUST |
| DWELLS | REDEMPTION | |
| GLORY | REFUGE | |
| LIFE | RESCUE | |

CONSOLIDATION/CONCLUSION: He who dwells in the secret place of the Most High shall abide under the shadow of the Almighty.

HOMEWORK: Memorise Psalm 91. You can learn the song ‘Under the Shadow’ by Nicole C. Mullen to help.

WORK TO BE COVERED IN THE NEXT LESSON: Glorifying God through Giving.

<p>Topic: Glorifying God through Giving</p> <p>Scripture: Malachi 3:8-12</p> <p>Date: 26/04/2020</p>	<p>Year Group: 9 - 12</p> <p>First Name: _____</p> <p>Last Name: _____</p>
---	---

QUICK RECAP/SETTLING ACTIVITY: We have been studying the theme ‘The Path to Glory’. We have looked at ‘God’s Protection’.

MEMORY VERSE: Luke 6:38
 Give, and you will receive. Your gift will return to you in full—pressed down, shaken together to make room for more, running over, and poured into your lap. The amount you give will determine the amount you get back.

- WHAT WE ARE LEARNING ABOUT TODAY:**
- ✓ **I/We should be able to:** Know all resources come from God.
 - ✓ **I/We should be able to:** Know to glorify God through giving.
 - ✓ **I/We should be able to:** Understand the different ways of giving God glory.

ACTIVITY WORK SHEET

Go to Wordart.com and generate a word cloud about glorifying God through giving.



Design a money box to use to save money. Here is an example below:



CONSOLIDATION/CONCLUSION: The first gift required is your life. Giving is an act of worship. God loves cheerful givers. Give in church and give to those in need.

HOMEWORK: Make the money box you designed in class.

WORK TO BE COVERED IN THE NEXT LESSON: The Names of Jesus (Part 1)

<p>Topic: The Names of Jesus (Part 1)</p> <p>Scripture: Philippians 2:6-11; Rev 19:16; 1 Tim 6:15</p> <p>Date: 03/05/2020</p>	<p>Year Group: 9 - 12</p> <p>First Name: _____</p> <p>Last Name: _____</p>
<p>QUICK RECAP/SETTLING ACTIVITY: We have been studying the theme ‘The Path to Glory’. We have looked at ‘Glorifying God through Giving’.</p>	
<p>MEMORY VERSE: Revelations 22:13 I am the Alpha and the Omega, the First and the Last, the Beginning and the End.</p>	
<p>WHAT WE ARE LEARNING ABOUT TODAY:</p> <ul style="list-style-type: none"> ✓ I/We should be able to: Know Jesus as the name above all names – the Saviour. ✓ I/We should be able to: Learn to be humble. ✓ I/We should be able to: Know Jesus as the Beginning and the End. 	
<p>ACTIVITY WORK SHEET</p> <p>Alpha is the first letter in Greek (α, Α and Omega is the last letter ω, Ω)</p> <p>Make a paperchain belt with the names of Jesus written on the strips.</p> <p>Make a bracelet using beads with the names of Jesus.</p>	

Complete this puzzle about the names of Jesus.



Find the following words in the puzzle.
 Words are hidden and .

- | | | | |
|---------------|---------------|---------------|---------|
| ALPHAANDOMEGA | MESSIAH | THEEND | THEWORD |
| BREADOFLIFE | PRINCEOFPEACE | THEFIRST | |
| EMMANUEL | RISENLORD | THEHIGHPRIEST | |
| GOODSHEPHERD | SAVIOUR | THELAMBOFGOD | |
| IAM | SONOFGOD | THELAST | |
| JESUSCHRIST | SONOFMAN | THELIFE | |
| KINGOFKINGS | THEBEGINNING | THETRUTH | |
| LORDOFLORDS | THEBREAD | THEWAY | |

CONSOLIDATION/CONCLUSION: Jesus is the Beginning and the End.

HOMEWORK: Find 5 names of Jesus you didn't know before.

WORK TO BE COVERED IN THE NEXT LESSON: The Names of Jesus (Part 2)

<p>Topic: The Names of Jesus (Part 2)</p> <p>Scripture: Matthew 1:18-25; John 1:35-42</p> <p>Date: 10/05/2020</p>	<p>Year Group: 9 - 12</p> <p>First Name: _____</p> <p>Last Name: _____</p>
<p>QUICK RECAP/SETTLING ACTIVITY: We have been studying the theme ‘The path to Glory’. We have looked at ‘The Names of Jesus (Part 1)’.</p>	
<p>MEMORY VERSE: Isaiah 7:14</p> <p>All right then, the Lord himself will give you the sign. Look! The virgin will conceive a child! She will give birth to a son, and will call him Immanuel (which means ‘God is with us’).</p>	
<p>WHAT WE ARE LEARNING ABOUT TODAY:</p> <ul style="list-style-type: none"> ✓ I/We should be able to: Know Jesus was born in flesh. ✓ I/We should be able to: Know Jesus came to save the world from their sin. ✓ I/We should be able to: Know God is always with us. 	
<p>ACTIVITY WORK SHEET</p> <p>Design a banner to tell others about the birth of Jesus.</p>	

Unscramble this: All give then, child! a himself will She Immanuel the sign. right The virgin will conceive a the means call give you birth to son and will Look! him is (which Lord 'God will with us').

Unscramble these words

- | | | | |
|------------|-------|--------------|-------|
| 1. lAl | _____ | 12. teh | _____ |
| 2. hgtir | _____ | 13. Vgirin | _____ |
| 3. nhet | _____ | 14. illw | _____ |
| 4. eht | _____ | 15. eecocnvi | _____ |
| 5. Lrod | _____ | 16. a | _____ |
| 6. iHfmsle | _____ | 17. lcidh | _____ |
| 7. lwil | _____ | 18. dan | _____ |
| 8. ivge | _____ | 19. will | _____ |
| 9. uoy | _____ | 20. allc | _____ |
| 10. teh | _____ | 21. mHi | _____ |
| 11. gsni | _____ | 22. Emnaumle | _____ |

CONSOLIDATION/CONCLUSION: Immanuel means God is with us. Jesus saves.

HOMEWORK: Make the banner you designed to tell others about the birth of Jesus Christ.

WORK TO BE COVERED IN THE NEXT LESSON: Revision 6

<p>Topic: Revision 6</p> <p>Scripture: Philippians 2:6-11</p> <p>Date: 17/05/2020</p>	<p>Year Group: 9 - 12</p> <p>First Name: _____</p> <p>Last Name: _____</p>
<p>QUICK RECAP/SETTLING ACTIVITY: We have been studying the theme ‘The Path to Glory’. Precisely, we studied The Names of Jesus (Part 2)’.</p>	
<p>MEMORY VERSE: Philippians 2:10-11 That at the name of Jesus every knee should bow, in heaven and on earth and under the earth, and every tongue declare that Jesus Christ is Lord, to the glory of God the Father.</p>	
<p>WHAT WE ARE LEARNING ABOUT TODAY:</p> <ul style="list-style-type: none"> ✓ Quiz ✓ Question and Answer session ✓ Peer Assessment 	
<p>ACTIVITY WORK SHEET</p> <ul style="list-style-type: none"> - Complete any past activity not previously completed. - Pupils led activity – quiz, answer session and Peer Assessment 	

CONSOLIDATION/CONCLUSION: Come up with your own conclusion from Philippians 2:10-11

HOMEWORK: Memorise Philippians 2:8-9.

WORK TO BE COVERED IN THE NEXT LESSON: Enrichment Day



HOMEWORK: What could you do to help missionaries in Africa?

WORK TO BE COVERED IN THE NEXT LESSON: Hard Work Pays Off.

<p>Topic: Hard Work Pays Off</p> <p>Scripture: Genesis 26:12-14</p> <p>Date: 31/05/2020</p>	<p>Year Group: 9 - 12</p> <p>First Name: _____</p> <p>Last Name: _____</p>
--	---

QUICK RECAP/SETTLING ACTIVITY: We have been studying the theme ‘The Path to Glory’. We have looked at ‘The Names of Jesus (Part 2)’.

MEMORY VERSE: Proverbs 12:11

A hard worker has plenty of food, but a person who chases fantasies has no sense.

- WHAT WE ARE LEARNING ABOUT TODAY:**
- ✓ **I/We should be able to:** Know that hard work pays off.
 - ✓ **I/We should be able to:** Explain that effort must be put in order to succeed.
 - ✓ **I/We should be able to:** Understand that God blesses the work of our hands.

ACTIVITY WORK SHEET

Sketch out the city of Gerar.

Create a comic strip of the story.

Create a poster of lessons learnt from Isaac.

CONSOLIDATION/CONCLUSION: A hard worker has plenty of food.

HOMEWORK: Write a paragraph about the hard work Nehemiah did.

WORK TO BE COVERED IN THE NEXT LESSON: Learn to Appreciate Others.

<p>Topic: Learn to Appreciate Others</p> <p>Scripture: 1 Thessalonians 5:11-15</p> <p>Date: 07/06/2020</p>	<p>Year Group: 9 - 12</p> <p>First Name: _____</p> <p>Last Name: _____</p>
---	---

QUICK RECAP/SETTLING ACTIVITY: We have been studying the theme ‘The Path to Glory’. We have looked at ‘Hard Work Pays Off’.


MEMORY VERSE: 1 Thessalonians 5:11
 So encourage each other and build each other up, just as you are already doing.

- WHAT WE ARE LEARNING ABOUT TODAY:**
- ✓ **I/We should be able to:** Learn to appreciate others.
 - ✓ **I/We should be able to:** Encourage others unto good works.
 - ✓ **I/We should be able to:** Learn to build others up.

ACTIVITY WORK SHEET

Pair up and write two good things about the other person on post-it note. Stick this to their back and let them guess what you wrote.

Make a poster of building bricks showing the 6 groups of people you are surrounded with.




CONSOLIDATION/CONCLUSION: Death and life are in the power of the tongue. Decide now to be a person who speaks life into others. Take tender care of those who are weak.

HOMEWORK: Be alert and intentional to notice strangers. Choose to bless someone!

WORK TO BE COVERED IN THE NEXT LESSON: Desire the Fruit of the Spirit.

<p>Topic: Desire the Fruit of the Spirit</p> <p>Scripture: Romans 14:17-19</p> <p>Date: 14/06/2020</p>	<p>Year Group: 9 - 12</p> <p>First Name: _____</p> <p>Last Name: _____</p>
<p>QUICK RECAP/SETTLING ACTIVITY: We have been studying the theme ‘The Path to Glory’. We have looked at ‘Learn to Appreciate Others.’.</p>	
<p>MEMORY VERSE: Galatians 5:22-23 But the Holy Spirit produces this kind of fruit in our lives: love, joy, peace, patience, kindness, goodness, faithfulness, gentleness, and self-control. There is no law against these things!</p>	
<p>WHAT WE ARE LEARNING ABOUT TODAY:</p> <ul style="list-style-type: none"> ✓ I/We should be able to: Explain what the Kingdom of God is. ✓ I/We should be able to: Know the fruit of the Spirit. ✓ I/We should be able to: Learn to please God. 	
<p>ACTIVITY WORK SHEET</p> <p>Draw a fruit basket and write the fruit of the Spirit.</p>	

Make a table mat by writing out the memory verse and cut and paste the fruits to decorate. Laminate afterwards and give this to each child to take home.



Make a poster on how to please God and walk according to love.

CONSOLIDATION/CONCLUSION: Colossians 1:9-10: We ask God to give you complete knowledge of his will and to give you spiritual wisdom and understanding. Then the way you live will always honour and please the Lord, and your lives will produce every kind of good fruit. All the while, you will grow as you learn to know God better and better.

HOMEWORK: Memorise Galatians 5:22-23.

WORK TO BE COVERED IN THE NEXT LESSON: Glorifying God through Testimony.

Create a comic strip of the story in the passage using comic, speech and lettering frames.



CONSOLIDATION/CONCLUSION: We do not need a specific skill to testify about Jesus. Once we have had an encounter with Him, we are then qualified to tell others about Him. Have you met with Jesus? Is He your Lord and Saviour?

HOMEWORK: Pray and give your written testimony on a postcard to someone.

WORK TO BE COVERED IN THE NEXT LESSON: Be a Blessing.

Make a family tree of Abram's fathers.

CONSOLIDATION/CONCLUSION: Those who obey and trust God are blessed. They in turn bless other people. As they bless others, they become more blessed. The generous will prosper. Those who refresh others will themselves be refreshed.

HOMEWORK: How many of Abram's family are mentioned in Genesis chapters 11 and 12?

WORK TO BE COVERED IN THE NEXT LESSON: Revision 7

<p>Topic: Revision 7</p> <p>Scripture: John 4:28-42</p> <p>Date: 05/07/2020</p>	<p>Year Group: 9 - 12</p> <p>First Name: _____</p> <p>Last Name: _____</p>
<p>QUICK RECAP/SETTLING ACTIVITY: We have been studying the theme ‘The Path to Glory’.</p>	
<p>MEMORY VERSE: Revelation 12:11</p> <p>And they have defeated him by the blood of the Lamb and by their testimony. And they did not love their lives so much that they were afraid to die.</p>	
<p>WHAT WE ARE LEARNING ABOUT TODAY:</p> <ul style="list-style-type: none"> ✓ Quiz ✓ Question and Answer session ✓ Peer Assessment 	
<p>ACTIVITY WORK SHEET</p> <ul style="list-style-type: none"> - Complete any past activity not previously completed. - Pupils led activity – quiz, answer session and Peer Assessment 	

--

CONSOLIDATION/CONCLUSION: Come up with your own conclusion from John 4:28-42.

HOMEWORK: Memorise John 4:34: Then Jesus explained: “My nourishment comes from doing the will of God, who sent me, and from finishing his work.

WORK TO BE COVERED IN THE NEXT LESSON: Be a Star for God.

<p>Topic: Be a Star for God</p> <p>Scripture: Daniel 3</p> <p>Date: 12/07/2020</p>	<p>Year Group: 9 - 12</p> <p>First Name: _____</p> <p>Last Name: _____</p>
<p>QUICK RECAP/SETTLING ACTIVITY: We have been studying the theme ‘The Path to Glory’. We have looked at ‘Be a Blessing’.</p>	
<p>MEMORY VERSE: Daniel 12:3 Those who are wise will shine as bright as the sky, and those who lead many to righteousness will shine like the stars forever.</p>	
<p>WHAT WE ARE LEARNING ABOUT TODAY:</p> <ul style="list-style-type: none"> ✓ I/We should be able to: Be a shining light to others. ✓ I/We should be able to: Learn to share and explain your Christian belief. ✓ I/We should be able to: Learn and trust to stand strong in Jesus. 	
<p>ACTIVITY WORK SHEET</p> <p>Create a doodle or cartoon comic strip, telling the story of Daniel.</p>	

Make a decision card to stand strong for Christ, despite what may come.

Pray for the persecuted church.


CONSOLIDATION/CONCLUSION: I choose to be wise, I shine as bright as the sky and I lead many to righteousness.

HOMEWORK: Research one person in the Bible who was determined and write about what they did.

WORK TO BE COVERED IN THE NEXT LESSON: Live to Please God

<p>Topic: Live to Please God</p> <p>Scripture: Colossians 3:1-11</p> <p>Date: 19/07/2020</p>	<p>Year Group: 9 - 12</p> <p>First Name: _____</p> <p>Last Name: _____</p>
<p>QUICK RECAP/SETTLING ACTIVITY: We have been studying the theme 'The Path to Glory'. We have looked at 'Be a Star for God'.</p>	
<p>MEMORY VERSE: Ephesians 5:10 Carefully determine what pleases the Lord.</p>	
<p>WHAT WE ARE LEARNING ABOUT TODAY:</p> <ul style="list-style-type: none"> ✓ I/We should be able to: Learn to walk closely with Jesus. ✓ I/We should be able to: Learn a new way of thinking. ✓ I/We should be able to: Live to please God. 	
<p>ACTIVITY WORK SHEET</p> <p>Make a poster of the sinful things you would like to stop doing.</p>	

How have you set your focus upon Christ?



What can you do to put sin and your sinful ways to death?

Spend time in prayer – confess your sins and yield yourself to God’s will for your life. Give thanks to God for the Holy Spirit, and ask for Him to fill you daily so that you can live to please God.

CONSOLIDATION/CONCLUSION: 1 Thessalonians 4:1: Finally, dear brothers and sisters, we urge you in the name of the Lord Jesus to live in a way that pleases God, as we have taught you. You live this way already, and we encourage you to do so even more.

HOMEWORK: Memorise 1 Thessalonians 4:1.

WORK TO BE COVERED IN THE NEXT LESSON: Eternal Rewards.

<p>Topic: Eternal Rewards</p> <p>Scripture: 1 Corinthians 9:16-27</p> <p>Date: 26/07/2020</p>	<p>Year Group: 9 - 12</p> <p>First Name: _____</p> <p>Last Name: _____</p>
--	---

QUICK RECAP/SETTLING ACTIVITY: We have been studying the theme ‘The Path to Glory’. We have looked at ‘Live to Please God’.

MEMORY VERSE: Romans 8:18
 Yet what we suffer now is nothing compared to the glory he will reveal to us later.

- WHAT WE ARE LEARNING ABOUT TODAY:**
- ✓ **I/We should be able to:** Understand the meaning of eternal.
 - ✓ **I/We should be able to:** Know that rewards come with service.
 - ✓ **I/We should be able to:** Learn the act of giving without expecting anything in return.

ACTIVITY WORK SHEET

Create an acronym of the phrase ‘eternal reward’.

E
 T
 E
 R
 N
 A
 L

R

E

W

A

R

D

Design a crown of glory and righteousness fit for royalty.

Pray that the Lord will teach us to be giving, generous people, not wanting something in return.

CONSOLIDATION/CONCLUSION: Yet what we suffer now is nothing compared to the glory he will reveal to us later. If we endure, we shall be rewarded. Our reward shall be eternal.

HOMEWORK: Find three scriptures about rewards in Heaven.

WORK TO BE COVERED IN THE NEXT LESSON: The Glorious Home

<p>Topic: The Glorious Home</p> <p>Scripture: John 14:1-6</p> <p>Date: 02/08/2020</p>	<p>Year Group: 9 - 12</p> <p>First Name: _____</p> <p>Last Name: _____</p>
<p>QUICK RECAP/SETTLING ACTIVITY: We have been studying the theme ‘The Path to Glory’. We have looked at ‘Eternal Rewards’.</p>	
<p>MEMORY VERSE: John 14:2 There is more than enough room in my Father’s home. If this were not so, would I have told you that I am going to prepare a place for you?</p>	
<p>WHAT WE ARE LEARNING ABOUT TODAY:</p> <ul style="list-style-type: none"> ✓ I/We should be able to: Know that Jesus is the Way. ✓ I/We should be able to: Know that Jesus is the Truth. ✓ I/We should be able to: Know Jesus as the Life. 	
<p>ACTIVITY WORK SHEET</p> <p>Write out godly promises on a piece of paper. Using the instructions given by your teacher, make a house from this piece of paper.</p>	

Trace out your footprint on coloured paper and write the memory verse inside it. Stick the footprint on the pathway provided by your teacher. This represents being on the righteous path.



CONSOLIDATION/CONCLUSION: Thank you Lord that I shall reign with You eternally.

HOMEWORK: Commit the memory verse to heart.

WORK TO BE COVERED IN THE NEXT LESSON: Don't Miss Heaven.

Fill in the gaps.

1. Don't let your _____ be troubled. Trust in _____, and trust also in me.
2. I am going to _____ a place for you? When everything is _____, I will come and get you, so that you will _____ be with me where I am.
3. I am the _____, the truth, and the _____. No one can come to the _____ except through me.
4. You will not _____ like people who have no hope.
5. For since we _____ that _____ died and was raised to life again, we also believe that when Jesus _____, God will bring back with him the _____ who have died.
6. For the _____ himself will come down from heaven with a _____ shout, with the voice of the archangel, and with the _____ call of God.
7. So _____ each other with these words.

John 14: _____, **1 Thessalonians 4:** _____

way hearts Jesus raised believe returns ready believers prepare grieve Lord
commanding God trumpet life encourage always Father

CONSOLIDATION/CONCLUSION: Whatever you do, don't miss heaven!

HOMEWORK: Read 1 Thessalonians chapters 1-5.

WORK TO BE COVERED IN THE NEXT LESSON: Revision 8

Topic: Revision 8 Scripture: Ephesians 5:10 Date: 16/08/2020	Year Group: 9 - 12 First Name: _____ Last Name: _____
QUICK RECAP/SETTLING ACTIVITY: We have been studying the theme 'The Path to Glory'.	
MEMORY VERSE: Ephesians 5:10 Carefully determine what pleases the Lord.	
WHAT WE ARE LEARNING ABOUT TODAY: <ul style="list-style-type: none">✓ Quiz✓ Question and Answer session✓ Peer Assessment	
ACTIVITY WORK SHEET <ul style="list-style-type: none">- Complete any past activity not previously completed.- Pupils led activity – quiz, answer session and Peer Assessment	

CONSOLIDATION/CONCLUSION: Come up with your own conclusion from Ephesians 5:10.

HOMEWORK: Read 2 Thessalonians chapters 1-3.

WORK TO BE COVERED IN THE NEXT LESSON: Enrichment Day

<p>Topic: Enrichment / Interactive Session 4</p> <p>Scripture: Exodus 35:35</p> <p>Date: 23/08/2020</p>	<p>Year Group: 9 - 12</p> <p>First Name: _____</p> <p>Last Name: _____</p>
<p>QUICK RECAP/SETTLING ACTIVITY: We have been studying the theme ‘The Path to Glory’.</p>	
<p>MEMORY VERSE: Exodus 35:35 The Lord has given them special skills as engravers, designers, embroiderers in blue, purple, and scarlet thread on fine linen cloth, and weavers. They excel as craftsmen and as designers.</p>	
<p>WHAT WE ARE LEARNING ABOUT TODAY: Vision</p> <ul style="list-style-type: none"> ✓ I/We should be able to: Get vision. ✓ I/We should be able to: Know how to discover your mission in life. ✓ I/We should be able to: Know how to take hold of what God has in store for you. ✓ I/We should be able to: Know how to run with your vision. 	
<p>ACTIVITY WORK SHEET</p> <p>GROUP ACTIVITY</p> <p>Put your vision into graphics.</p> <p>Create a vision board.</p> <p>What goal do you want to achieve?</p> <p>What do you <i>really</i> want?</p> <p>Where do you want to go in life?</p> <p>What are you doing to develop yourself?</p> <p>What is your biggest asset?</p> <p>What is your biggest liability?</p>	

HOMEWORK: Memorise and meditate on Habakkuk 2:1-2: I will climb up to my watchtower and stand at my guard post. There I will wait to see what the Lord says and how he will answer my complaint. Then the Lord said to me, “Write my answer plainly on tablets, so that a runner can carry the correct message to others.

WORK TO BE COVERED IN THE NEXT LESSON: Enrichment Day

HOMEWORK: Discuss with your Parents the interesting lessons and activities you enjoyed most.

WORK TO BE COVERED IN THE NEXT LESSON: Look forward to the new Sunday School Activities next week.

Acknowledgement: we would like to acknowledge the references and biblical insights of www.gotquestions.org and other contributors and commentaries