

THE PATH TO GLORY

Pastor (Mrs.) Folu Adeboye

JUNIOR ZEAL

9-12 YEARS

LESSON PLANNING PROFORMA

2019/2020 Edition

Published By

The Redeemed Christian Church of God
Central Office
Redemption House
Gunnels Wood Park
Gunnels Wood Road
Stevenage
Hertfordshire
SG1 2TA
Tel: 0208 171 1030
Email: zeal@rccg.co.uk
Website: www.rccguk.church

With permission from

The Redeemed Christian Church of God,
Directorate of Teens / Children Education,
Redeemed Secretariat,
Redemption Camp, Ogun State,
Nigeria, West Africa.
Tel: +2347098142060
Email: rccgdtcenational@yahoo.com



MUMMY G.O'S MESSAGE

My Beloved Teacher,

Calvary greetings to you in the precious name of our Lord Jesus Christ.

THE PATH TO GLORY is the theme for year 2019/2020 Edition of Zeal. Since we studied about Dominion in the last edition, it is time to teach the children how to walk on the path to glory. This is because God is full of glory and He wants all His children to be partakers of His glory.

The path to Glory means to grow and walk on the path of becoming complete like Christ. Our God is the King of Glory, therefore, as Teachers, we should endeavor to be like our Father by radiating His glory here on earth.

More so, as fellow teachers with the Holy Spirit, we should try not to continue to serve God as babies, but to endeavor to grow into maturity in our relationship with God. As we know that to be ones saved is not forever saved, we must, therefore, strive to walk in the path of glory until we finally see God. I pray God will give you the grace to swim in His Glory forever in Jesus' name. Amen.

Yours lovingly,

Pastor (Mrs.) Folu Adeboye
Mother-in-Israel, RCCG
Director, Directorate of Teens & Child Education



THE REDEEMED CHRISTIAN CHURCH OF GOD

Vision and Mission Statement

1. To make Heaven.
2. To take as many people as possible with us.
3. To have a member of the RCCG in every family of all nations.
4. To accomplish No. 1 above, holiness will be our lifestyle.
5. To accomplish No. 2 and 3 above, we will plant churches within five minutes walking distance in every city and town of developing countries and within five minutes driving distance in every city and town of developed countries.
6. We will pursue these objectives until every nation in the world is reached for **JESUS CHRIST OUR LORD.**

SUNDAY SCHOOL HYMN

O Sunday school, on the Lord's Day,
O how I love thee well,
I am happy, it makes me glad
To rejoice at thy birth.

O Sunday school, on the Lord's Day,
Thy friendship suites me well,
Both young and old will sing thy song,
We long for Sunday school.

O Sunday school, on the Lord's Day,
Christ was thy first teacher,
The Holy Spirit great teacher,
Does manifest in thee.

O Sunday school, on the Lord's Day,
The testimony is sure,
That God, the Father Almighty,
Powered His blessing on thee.

O Sunday school, on the Lord's Day,
Though the sun be so bright,
Or if the clouds be black with the rain,
I'll be in Sunday school.

O Sunday school, on the Lord's Day,
I rejoice to see thee
Will thou pass over me today?
Without my being blest.

GUIDELINES FOR THE TEACHERS ABOUT THE LESSONS

EVERY CHILD MATTERS TO GOD

The RCCG UK Zeal Teacher's and Student's workbooks will enable Children and young adult to continue to learn and have far more say about issues that affect them as individuals and collectively. In RCCG UK 'Every Child Matters to God' is embedded in our success criteria, lesson plan proforma, and the work we do in partnership with parents and the church community. The goal of RCCG-UK is to equip future leaders to carry on the gospel of Jesus Christ.

TO USE THESE NEW MATERIALS:

Firstly, read through thoroughly and ensure you make an advanced and adequate lesson preparation prior to teaching any of the listed topics. Please ensure that you have gone through the lesson plan proforma, procure the resources in order to create an engaging/stimulating teaching and learning experience for all children.

SEND #: Special Educational Needs & Disability – It refers to Children and young people with special educational needs (SEN). Please note that “**SEND**” children and young people may need extra or different help to others.

INCLUSION/DIFFERENTIATION: Differentiation means tailoring instruction to meet individual needs. It is expected from Teachers to differentiate content, process, the use of ongoing assessment and flexible grouping will make this a successful approach to instruction.

MEMORY VERSE: This is the Bible verse to be memorized, which must be repeated by the children & young adults. This will help to increase children & young adults word bank, according to Psalm 119:11.

SUCCESS CRITERIA: The learning intention of a lesson or series of lessons which tells children and young adults what they should know, understand and be able to do, and the success criteria also help you as the teacher to decide whether children and young adults have in fact achieved the learning intention.

STARTER: Amongst other things starter can enable you as the Teacher to:

- find out what children and young adults already know and understand, can do (skills) or are aware of (values and attitudes).

INTRODUCTION: Use the introduction to tell children & young adult a little about your lesson plan. Briefly describe the instructional techniques, what children & young adult are to learn, and any activities or assessments that you think are particularly noteworthy.

THE LESSON (MAIN LESSON): This may include a story in language suitable for the age of the class, questions to answer, a picture or two to illustrate the story, an appropriate puzzle or a picture to color, the memory verse or another homework/assignment for the next week, and perhaps a "reminder" picture to illustrate the memory verse.

MAIN SCRIPTURE (BIBLE) TEXT: This is the Bible passage used in relevance to the topic. It has to be studied carefully for the purpose of meaningful interpretation and application to the children. Get each student to read at least a sentence randomly or in a popcorn version.

OUTCOMES: Learning outcomes are what children and young adults are expected to learn after completing the lesson plan. Each learning outcome should be clearly reflected in the activities and assessed at the conclusion of the lesson.

ACTIVITY: Activities explain step by step what the teacher and children and young adults will do during the lesson. They should be as specific as possible.

SKILLS: An ability and capacity acquired through deliberate, systematic, and sustained effort to smoothly and adaptively carry out complex activities involving ideas (cognitive skills), things (technical skills), and/or people (interpersonal skills). See also competence.

RESOURCES: Materials needed include resources used by both teachers and children and young adults, including iPad, Flipchart, paper and colouring pencils, mini white boards, post it notes, and so on.

ASSESSMENT OPPORTUNITIES: The assessment explains how the teacher will determine whether, or to what extent children and young adults met the success criteria listed at the beginning of the lesson proforma. It should explain the means of assessment as well as the standards by which children and young adults are to be assessed.

HOMEWORK: Let the children, young adults and their parents know what is expected of them by sending home "assignments" appropriate to the age of the learners.

WORK TO BE COVERED IN THE NEXT LESSON: Simply tells the children and young adults what to prepare for in readiness for next lesson.

LIFE APPLICATION: It is the lesson's real life application that will enable the children not to see the whole teaching as a story, but applying it to a real life situation which will be of a blessing to them.

CONTENTS

Lesson 1: What is Glory?
Lesson 2: Knowing the King of Glory
Lesson 3: Why was I created?
Lesson 4: You are Beautiful
Lesson 5: God's Glorious Presence

Lesson 6: REVISION 1
Lesson 7: Unusual Wisdom
Lesson 8: Unusual Blessings
Lesson 9: Clothed with Glory
Lesson 10: Your Future Will Be Greater Than Today

Lesson 11: Always Give Glory to God

Lesson 12: REVISION 2
Lesson 13: ENRICHMENT DAY
Lesson 14: Who is My Enemy?
Lesson 15: Shame: a Weapon of the Enemy
Lesson 16: Preventing Shame
Lesson 17: How to Live in God's Glory
Lesson 18: What is Righteousness?

Lesson 19: REVISION 3
Lesson 20: Glorifying God through Praise
Lesson 21: Dominion
Lesson 22: Arise and Shine
Lesson 23: Run Away from Sin
Lesson 24: Be Thankful

Lesson 25: REVISION 4
Lesson 26: ENRICHMENT DAY
Lesson 27: Glorifying God with your Time
Lesson 28: The Importance of prayer
Lesson 29: Tell others about Jesus
Lesson 30: Know how to Prioritize
Lesson 31: Dealing with Temptation

Lesson 32: REVISION 5
Lesson 33: Be Healthy
Lesson 34: God's Protection
Lesson 35: Glorifying God through Giving
Lesson 36: The Names of Jesus (Part 1)
Lesson 37: The Names of Jesus (Part 2)

Lesson 38: REVISION 6
Lesson 39: ENRICHMENT DAY
Lesson 40: Hard Work Pays off
Lesson 41: Learn to Appreciate Others
Lesson 42: Desire the Fruit of the Spirit
Lesson 43: Glorifying God through Testimony
Lesson 44: Be a Blessing

Lesson 45: REVISION 7
Lesson 46: Be a Star for God
Lesson 47: Live to Please God
Lesson 48: Eternal Rewards
Lesson 49: The Glorious Home
Lesson 50: Don't Miss Heaven

Lesson 51: REVISION 8
Lesson 52: ENRICHMENT DAY

JUNIOR ZEAL

9-12 YEARS

LESSON PLANNING PROFORMA

2019/2020 Edition

THE PATH TO GLORY

Topic: What is Glory? Scripture: Psalm 145:1-13 Date: 01/09/2019	Year Group: 9-12 Set: Mixed Ability Boys: ----- Girls: ----- SEND #: ----- Teacher: -----
INCLUSION/DIFFERENTIATION: Special Needs – Please identify and state the pupils with moderate learning difficulties and / or behavioural issues.	
WORK COVERED IN PREVIOUS LESSON: Pupils have been studying the theme ‘DOMINION’ in the past Sunday School calendar year (2017/2018).	
MEMORY VERSE: Psalm 145:5 I will meditate on your majestic, glorious splendour.	
SUCCESS CRITERIA: <ul style="list-style-type: none"> • All pupils should be able to: Explain what glory is. • Most pupils should be able to: Give synonyms of ‘glory’. • Some pupils should be able to: Understand why we need to proclaim God’s glory. 	
<p>5 mins - Settling Down: Ensure Register is taken, and all children are in safe seating plan/arrangement.</p> <p>5 mins - Starter: Welcome children to the new session. Commit the year and the learners in God’s hands. You can show a picture of a beautiful peacock or a butterfly. What makes that peacock beautiful? Game-based learning is motivating and engaging so use games to capture the attention of your class. Provide resources and approaches to meet all learning styles.</p> <p>DESCRIPTION OF LESSON: You may use a flip chart or A3 paper to display the learning objectives.</p> <p>15 mins - Main: Ask the question “What is Beauty?”. Wait and receive feedback from the pupils. Beauty is difficult to define. Give the learners papers to draw and express beauty. It is difficult to express or draw “beauty”. Beauty is a particularly graceful, ornamental or excellent quality in a person or thing that can give pleasure to the senses.</p> <p>In the old times, a person’s weight (how heavy) was his glory. A person’s weight may be a weight of riches, power, position, his honour, reputation or possessions.</p> <p>Read the main Scripture text: Psalm 145: 1 –13. The psalmist here writes how he will exalt the Lord and King. The Lord is great. He is most worthy of praise! No one can measure his greatness. While it is possible to measure one’s wealth or greatness, no one can measure the greatness of the Lord. Create a positive and engaging environment for pupils to read (Bear in mind the different learning styles). Get Pupils to read randomly and pick out key words. Explore the difficult words from the Scriptural Text. Use thinking and learning styles, ask questions and encourage pupils to also ask questions. Allow your pupils time to think and link up the key words. Find synonyms for Glory: honour, splendour, magnificence, distinguishing quality</p>	

10 mins - Discussion of Outcomes: There are so many we cannot do. Discuss some of the things we cannot do. Compare this to the ability and greatness of God in all of his splendour. God is the creator. God is wise. God is perfect. God is the Sovereign God. Jesus Christ is the glory of God – Hebrews 1:3. He radiates God’s glory and expresses the very character of God.

5 mins - Plenary: Refer to the lesson objectives on the board. Think, pair, share activity to follow (*Think-pair-share (TPS) is a collaborative learning strategy where students work together to solve a problem or answer a question about an assigned reading. This strategy requires students to (1) think individually about a topic or answer to a question; about a topic or answer to a question; and (2) share ideas with classmates*). Pupils should consider “What is Glory?” Pupils will need to collect information based around the 5 W’s (**Who, What, When, Why, Where**) (This will be done in groups of three and pupils will need to share their information within the group - this allows for differentiation).

Consolidation/Conclusion: Quiz to be prepared ahead by the teacher. I will meditate on your majestic, glorious splendour. O Lord!

ACTIVITY: Pupils should complete the activity in their workbook. Feel Free to make adjustments to suit your class. A select few are on the Activity Book due to limited pages.

Illustrate the glory of God in Creation, Character of God.

-Make a poster or abstract illustrations of things that radiate to show the glory of the Lord e.g. Sun radiates light; fire radiates heat, etc. Psalm 19: 1 – The heavens declare the glory of God.....

- Make a poster of God’s character – Omniscient God, Everlasting God, God is wise...

-Using Isaiah 45:1-13, split into groups to draw some of the scenarios in the verses, for examples verses 1-3, 4-7 etc.

SKILLS:

- **Communication** – Discussion
- **Thinking** – List of synonyms of glory, activity, think, pair, share activity, feedback and quiz
- **Numeracy** – Suggested activity – Write out 10 scriptures expressing the glory of God.
- **Literacy** – Understanding of keywords in the scripture, reading of information from the Bible as part of exercise and recording of information. Check difficult words in the dictionary and applying to life situations.
- **ICT** – Using the internet to find synonyms of glory and beauty.

RESOURCES: Bible, Pencils and pens, Games, Dictionary, Screen/TV, Internet/Wi-Fi

ASSESSMENT OPPORTUNITIES: Assessment for Learning (AFL): Feedback and Quiz

HOMEWORK: Write out more scripture expressing the glory of God.

NEXT LESSON: Knowing the King of Glory

Topic: Knowing the King of Glory	Year Group: 9-12	Set: Mixed Ability
Scripture: Psalm 24:7-10	Boys: -----	Girls: -----
Date: 08/09/2019	SEND #: ----- Teacher: -----	
INCLUSION/DIFFERENTIATION:		
Special Needs – Please identify and state the pupils with moderate learning difficulties and / or behavioural issues.		
WORK COVERED IN PREVIOUS LESSON: Pupils have been studying the theme ‘ <i>The Path to Glory</i> ’ and have previously learnt what is glory?		
MEMORY VERSE: Psalm 24:8		
Who is the King of glory? The LORD, strong and mighty; the LORD, invincible in battle.		
SUCCESS CRITERIA:		
<ul style="list-style-type: none"> • All pupils should be able to: Explain what glory is. • Most pupils should be able to: Explain why it is important to know the King of glory. • Some pupils should be able to: Know that Jesus Christ is the King of Glory. 		
5 mins - Settling Down: Ensure Register is taken, and all learners are in safe seating plan/arrangement.		
5 mins - Starter: Start with an opening prayer. Ask a question about the previous lesson. You can introduce any game. You can have the music “Because of who you are I give you glory” by Vicki Yohe		
Because of who you are, I give you glory		
Because of who you are, I give you praise		
Because of who you are, I will lift my voice and say		
Lord, I worship you because of who you are		
Have a short recap of the last lesson. Check their homework. Discuss any questions that may come up.		
DESCRIPTION OF LESSON:		
Knowing the King of Glory (Lesson objectives on board as pupils enter); you may use a flip chart or A3 paper to display the learning objectives.		
15 mins - Main: Young people will express something great as “deep” or “heavy”. Yes, knowing the King of glory is heavy and it is deep. As discussed last week. God is great, unfathomable. Our finite mind cannot fully grasp the greatness of the infinite God. All the same, God desires to make Himself known to us. David calls Him the “God of glory” – Psalm 29:3. We have a great need to know this God.		
Read the main Scripture text: Psalm 24:7-10. Open up, ancient gates! Open up, ancient doors and let the King of glory enter. Who is this King of glory? The Lord strong and mighty; the Lord invincible in battle. Provide opportunities for the pupils to read at least a sentence randomly. Always involve all the pupils. Explore the difficult words from the Scriptural Text. In the midst of so much noise and		

distractions, we might also be asking who this King of glory is. Like David did, he commanded the ancient gates to open up so that the King of glory may come in. We too have to open our hearts to receive God in our hearts. The door of the human heart is locked. If we open up, God will reveal himself to us and the King of glory will come in. Revelation 3: 20.

10 mins - Discussion of Outcomes: Have you been asking: Who the King of glory is? Who is in charge? On the 28th of March 2019, Her Majesty The Queen visits the King's Bruton to open "The Queen Elizabeth Music School. <https://www.youtube.com/watch?v=Er0uRP0GmIw> They had to open the gates/doors for her to enter. So also for the King of Glory, we have to open our hearts.

5 mins - Plenary: Refer to the lesson objectives on the board. Think, pair, share activity to follow (*Think-pair-share (TPS) is a collaborative learning strategy where students work together to solve a problem or answer a question about an assigned reading. This strategy requires learners to (1) think individually about a topic or answer to a question; about a topic or answer to a question; and (2) share ideas with classmates.*). Pupils will need to collect information based around the 5 W's (**Who, What, When, Why, Where**) (This will be done in groups of three and pupils will need to share their information within the group - this allows for differentiation). **What:** Knowing the King of glory **Why:** God can reign supreme through us. **How:** Open our hearts so that God and His kingdom can come in our lives and communities and let His will be done. **Where:** Everywhere and **When:** Every time

Consolidation/Conclusion: Quiz to be created ahead by the teacher. Are you now able to explain why we need to know the King of glory? Go to Wordart.com and create a graphic design showing the attributes of God. If possible, print this out for each learner. Pray for the learners to accept Jesus as Lord.

ACTIVITY: Pupils should complete the activity in their workbook.

- Make a graphic design showing the attributes of God.
- Make a pen picture of Who the King of glory is.
- Read Psalm 24:10 and illustrate The Lord of Heaven's Armies.

SKILLS:

- **Communication** – Discussion
- **Thinking** – activity, Think, pair, share activity, feedback and quiz.
- **Numeracy** – Suggested activity
- **Literacy** – Understanding of keywords in the scripture, reading of information from the Bible as part of exercise and recording of information. Check difficult words in the dictionary and applying to life situations.

RESOURCES: Bible, Dictionaries, pens and pencils, Games, World Map, Games, Screen/TV, Internet/Wi-Fi

ASSESSMENT OPPORTUNITIES: Assessment for Learning (AFL): Feedback and Quiz

HOMEWORK: Make a plan of how to know the King of Glory better.

NEXT LESSON: Why was I created?

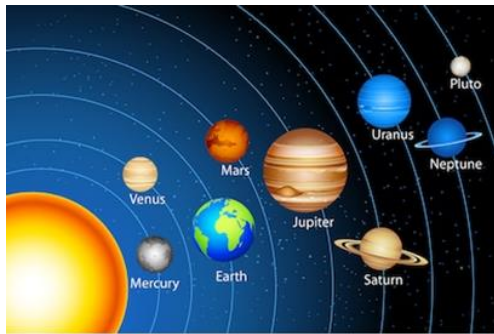
Topic: Why was I created? Scripture: Psalm 100 Date: 15/09/2019	Year Group: 9-12 Set: Mixed Ability Boys: ----- Girls: ----- SEND #: ----- Teacher: -----
INCLUSION/DIFFERENTIATION: Special Needs – Please identify and state the pupils with moderate learning difficulties and / or behavioural issues.	
WORK COVERED IN PREVIOUS LESSON: Pupils have been studying the theme ‘ <i>The Path to Glory</i> ’ and have previously learnt Knowing the King of glory.	
MEMORY VERSE: Isaiah 43:7 “Bring all who claim me as their God, for I have made them for my glory. It was I who created them.”	
SUCCESS CRITERIA: <ul style="list-style-type: none"> • All pupils should be able to: Know that God created me. • Most pupils should be able to: Explain why I was created. • Some pupils should be able to: Understand how to please and glorify God. 	
5 mins - Settling Down: Ensure Register is taken, and all learners are in safe seating plan/arrangement. 5 mins - Starter: Start with an opening prayer. Ask a question about the previous lesson. You can introduce any game. Have a short recap of the last lesson. Check their homework. Discuss any questions that may come up.	
DESCRIPTION OF LESSON: Why was I created? (Lesson objectives on board as pupils enter); you may use a flip chart or A3 paper to display the learning objectives. 15 mins - Main: Have you ever wondered why you were created? Have you ever looked at the Sun and wondered what it’s there for? Well, God has a purpose for the Sun being there. Even much more God has a purpose for creating you and I. For every boy or girl, for all the stars and the moon, everything has a purpose. Read the main Scripture text: Psalm 100. Shout with joy to the Lord, all the earth! Worship the Lord with gladness. Come before Him, singing with joy. Acknowledge that the Lord is God! He made us and we are His. We are His people, the sheep of His pasture. Explore the difficult words from the Scriptural Text. God created us to fulfil His eternal plan. Maybe you have learnt or heard about the evolution theory, but the passage above tells us that God made us, and we are His. 10 mins - Discussion of Outcomes: Have you been asking: Why was I created? Let me tell you, so many people have asked this question. The answer is to fellowship with Him. Revelation 4: 11 “You	

are worthy, O Lord our God, to receive glory and honour and power. For You created all things, and they exist because you created what You pleased.” We are created to bring Him pleasure.

5 mins - Plenary: Refer to the lesson objectives on the board. Think, pair, share activity to follow (*Think-pair-share (TPS) is a collaborative learning strategy where students work together to solve a problem or answer a question about an assigned reading. This strategy requires learners to (1) think individually about a topic or answer to a question; about a topic or answer to a question; and (2) share ideas with classmates*). Pupils will need to collect information based around the 5 W’s (**Who, What, When, Why, Where**) (This will be done in groups of three and pupils will need to share their information within the group - this allows for differentiation).
What: Why was I created? **Why:** To worship and fellowship with God. **How:** In spirit and in truth. **Where:** Everywhere and **When:** Every time

Consolidation/Conclusion: Quiz to be created ahead by the teacher. Are you now able to explain why you were created? Pray with learners that they will appreciate being created by God to bring Him pleasure. Create a mini Sun Museum – Learners will walk around the room where posters will be set up with facts on the Sun. They will fill in the information they find on their fact file sheet.

ACTIVITY: Pupils should complete the activity in their workbook. Sun Fact file:
 - How far is the Sun? How hot is the Sun? How long does it take earth to rotate around the sun once?
 -What are the benefits of having the Sun – the main purpose of the Sun?



shutterstock.com • 125822624

<https://www.shutterstock.com/image-vector/solar-system-planets-set-vector-realistic-1023646072?src=e4-AbCeZpvCnS0fPk- bnQ-1-1>

What are you good at? What do you enjoy? How can you use these things to please and glorify God?

SKILLS:

- **Communication** – Discussion
- **Thinking** – activity, Think, pair, share activity, feedback and quiz.
- **Numeracy** – How far is the Sun to the Earth?
- **Literacy** – Understanding of keywords in the scripture. Check difficult words in the dictionary and applying to life situations.

RESOURCES: Bible, Dictionaries, pens and pencils, Games, World Map, Games, Screen/TV, Internet/Wi-Fi, solar system planets

ASSESSMENT OPPORTUNITIES: Assessment for Learning (AFL): Feedback and Quiz

HOMEWORK: How can I bring glory to the King of Glory?

NEXT LESSON: You are beautiful.

Topic: You are Beautiful Scripture: Psalm 139: 1-18 Date: 22/09/2019	Year Group: 9-12 Set: Mixed Ability Boys: ----- Girls: ----- SEND #: ----- Teacher: -----
INCLUSION/DIFFERENTIATION: Special Needs – Please identify and state the pupils with moderate learning difficulties and / or behavioural issues.	
WORK COVERED IN PREVIOUS LESSON: Pupils have been studying the theme ‘ <i>The Path to Glory</i> ’ and have previously learnt why was I created?	
MEMORY VERSE: Psalm 139:14 I will praise You, for I am fearfully and wonderfully made.	
SUCCESS CRITERIA: <ul style="list-style-type: none"> • All pupils should be able to: Know they are created by God. • Most pupils should be able to: Know that they are unique. • Some pupils should be able to: Praise God for being wonderfully made. 	
5 mins - Settling Down: Ensure Register is taken, and all learners are in safe seating plan/arrangement. 5 mins - Starter: Start with an opening prayer. Ask a question about the previous lesson. You can introduce any game. You can have the music Hillsong Kids –Royalty https://www.youtube.com/watch?v=tGqLOZIUP5g Have a short recap of the last lesson. Check their homework. Discuss any questions that may come up.	
DESCRIPTION OF LESSON: You are beautiful! (Lesson objectives on board as pupils enter); you may use a flip chart or A3 paper to display the learning objectives. 15 mins - Main: As we learnt last week, we are created by God. God has made us, and we should love ourselves too right? Psalm 139:14 reads in the New Century Version as: I praise you because you made me in an amazing and wonderful way. What you have done is wonderful. I know this very well. You might wonder what “fearfully” means. Ask the learners what they think it means. It is another word for “extraordinarily” or even “exceptionally”. What about the “wonderfully”? It means that we are amazing, astonishing in everything God has made us to be. Fearfully made is like saying WoW! What a wonder! Read the main Scripture text: Psalm 139:1-18. The Lord knows us well. He knows our sitting down or standing up meaning, He knows our daily activities. God made the delicate, inner parts of the body, even when we were in our mother’s womb. Provide opportunities for the pupils to read at least a sentence randomly. Always involve all the pupils. Explore the difficult words from the Scriptural Text. 10 mins - Discussion of Outcomes: We are all unique. God made us different on purpose, and this uniqueness is beautiful. Watch I am fearfully and wonderfully made (www.getoutthebox.org)	

<https://www.youtube.com/watch?v=00RlokVPoh0>

God has a unique plan for each one of us and so He has gifted us accordingly. You may be different from your friends and siblings. This makes you special and stand out. Use this to glorify God.

5 mins - Plenary: Refer to the lesson objectives on the board. Think, pair, share activity to follow (*Think-pair-share (TPS) is a collaborative learning strategy where students work together to solve a problem or answer a question about an assigned reading. This strategy requires learners to (1) think individually about a topic or answer to a question; about a topic or answer to a question; and (2) share ideas with classmates.*). Pupils will need to collect information based around the 5 W's (**Who, What, When, Why, Where**) (This will be done in groups of three and pupils will need to share their information within the group - this allows for differentiation).

What: "I am beautiful" so I will praise the Lord **Why:** God has precious thoughts about me. **How:** This is revealed in his loving care for me **Where:** Everywhere and **When:** Every time

Consolidation/Conclusion: Quiz to be created ahead by the teacher. Are you now able to explain how beautifully God has made us? Pray for the learners to praise God for the beautiful "Me" He has made. Teach me to please you with my gifts and life.

ACTIVITY: Pupils should complete the activity in their workbook.

- Draw an outline of your hand and write the memory verse inside the outline. Then, label each finger with the good things about you that God has given you.

-Search the scriptures – Who am I in Christ?

-Using newspapers and magazines make a collage of your characteristics according to how God sees you (e.g. beautiful, creative, intelligent etc.).

SKILLS:

- **Communication** – Discussion
- **Thinking** – activity, Think, pair, share activity, feedback and quiz.
- **Numeracy** – How many individual bones are in the human skull? (28 - Watch the video)
- **Literacy** – Understanding of keywords in the scripture, reading of information from the Bible as part of exercise and recording of information. Check difficult words in the dictionary and applying to life situations.
- **ICT** – Search the scriptures using different versions

RESOURCES: Bible, Dictionaries, pens and pencils, Games, World Map, Games, Screen/TV, Internet/Wi-Fi, newspapers and magazines

ASSESSMENT OPPORTUNITIES: Assessment for Learning (AFL): Feedback and Quiz

HOMEWORK: Paint a picture of yourself in the way that God sees you.

NEXT LESSON: God's Glorious Presence

Topic: God's Glorious Presence Scripture: Exodus 33:12-23 Date: 29/09/2019	Year Group: 9-12 Set: Mixed Ability Boys: ----- Girls: ----- SEND #: ----- Teacher: -----
INCLUSION/DIFFERENTIATION: Special Needs – Please identify and state the pupils with moderate learning difficulties and / or behavioural issues.	
WORK COVERED IN PREVIOUS LESSON: Pupils have been studying the theme ' <i>The Path to Glory</i> ' and have previously You are beautiful.	
MEMORY VERSE: Psalm 16:11 You will show me the way of life, granting me the joy of your presence and the pleasures of living with you forever.	
SUCCESS CRITERIA: <ul style="list-style-type: none"> • All pupils should be able to: Explain what God's glorious presence is. • Most pupils should be able to: Explain why it is important to be in the presence of God. • Some pupils should be able to: Desire to see the glory of God. 	
5 mins - Settling Down: Ensure Register is taken, and all learners are in safe seating plan/arrangement. 5 mins - Starter: Start with an opening prayer. Ask a question about the previous lesson. You can introduce any game. If there is space, you can have a short bike riding class. Have a short recap of the last lesson. Check their homework. Discuss any questions that may come up.	
DESCRIPTION OF LESSON: God's Glorious Presence (Lesson objectives on board as pupils enter); you may use a flip chart or A3 paper to display the learning objectives. 15 mins - Main: Most children will feel more comfortable if parents go with them to that first bike lesson, gymnastics class or that first swimming lesson. When we are frightened about a particular task, it is always very helpful to have someone we can trust to accompany us through those times. Read the main Scripture text: Exodus 33:12-23. God has asked Moses to go up to the land He had promised them. God promised that He will send an angel before them to drive out the Canaanites, Amorites, Hittites etc. Moses begged for God to go with them to the promised land. Moses pleaded that he will know the ways of the Lord. Moses was appointed by God. And God knew him by name. Finally, God said "I will indeed do what you have asked, for I look favourably on you, and I know you by name" Moses responded saying " then show me your glorious presence" Provide opportunities for the pupils to read at least a sentence randomly. Always involve all the pupils. Explore the difficult words from the Scriptural Text. Moses was not satisfied with just an angel to go with them, so he earnestly desired the presence of the Lord. We too have to earnestly desire and plead God to show us His glorious presence Psalm 27:4.	

10 mins - Discussion of Outcomes: Are you frightened or discouraged? Are you lonely? Instead of complaining, groaning or wallowing in fear, we can ask the King of glory to go with us. He has actually promised to never leave us or forsake us. Our prayer then is Show me your glory!

5 mins - Plenary: Refer to the lesson objectives on the board. Think, pair, share activity to follow (*Think-pair-share (TPS) is a collaborative learning strategy where students work together to solve a problem or answer a question about an assigned reading. This strategy requires learners to (1) think individually about a topic or answer to a question; about a topic or answer to a question; and (2) share ideas with classmates.*) Pupils will need to collect information based around the 5 W's (**Who, What, When, Why, Where**) (This will be done in groups of three and pupils will need to share their information within the group - this allows for differentiation).

What: God's Glorious Presence **Why:** To go with us all the way. **How:** Searching through the scriptures, worshipping and desire Him **Where:** Everywhere and **When:** Every time

Consolidation/Conclusion: Quiz to be created ahead by the teacher. Are you now able to explain why we need to be in God's Glorious Presence? The story in Exodus 33 is not about getting the Israelites out of Egypt, but this is for them to personally experience God. Pray for the learners to desire the glorious presence of the Lord. That they may see the expression of the glory of God in their lives.

ACTIVITY: Pupils should complete the activity in their workbook.

- Karaoke - Show me your glory.

-Find 3 songs about the glory of the Lord.

-Read Exodus 33 and create your own song.

-Find the song "Shekinah Glory – Jaye Thomas – find the lyrics. If musically inclined find the chords.

SKILLS:

- **Communication** – Discussion
- **Thinking** – activity, Think, pair, share activity, feedback and quiz.
- **Numeracy** – Make a list of what we have dominion over and number the list.
- **Literacy** – Understanding of keywords in the scripture, reading of information from the Bible as part of exercise and recording of information. Check difficult words in the dictionary and applying to life situations.
- **ICT** - Find the song "Shekinah Glory – Jaye Thomas – find the lyrics.

RESOURCES: Bible, Dictionaries, pens and pencils, Games, World Map, Games, Screen/TV, Internet/Wi-Fi, notebooks, music manuscripts

ASSESSMENT OPPORTUNITIES: Assessment for Learning (AFL): Feedback and Quiz

HOMEWORK: Meditate about the phrase "Show me your glory Lord".

NEXT LESSON: Revision

Topic: Revision 1	Year Group: 9-12	Set: Mixed Ability
Scripture: Exodus 33:12-23	Boys: -----	Girls: -----
Date: 06/10/2019	SEND #: ----- Teacher: -----	
INCLUSION/DIFFERENTIATION:		
Special Needs – Please identify and state the pupils with moderate learning difficulties and / or behavioural issues.		
WORK COVERED IN PREVIOUS LESSON: Pupils have been studying the theme ‘ <i>The Path to Glory</i> ’.		
MEMORY VERSE: Psalm 16:11		
You will show me the way of life, granting me the joy of your presence and the pleasures of living with you forever.		
SUCCESS CRITERIA:		
<ul style="list-style-type: none"> • QUIZ and Answer Session • Peer Assessment 		
5 mins - Settling Down: Ensure Register is taken, and all learners are in safe seating plan/arrangement.		
5 mins - Starter: Start with an opening prayer.		
DESCRIPTION OF LESSON:		
Pupils led activity – QUIZ & Answer Session and Peer Assessment Complete any past activity not previously completed.		
SKILLS:		
<ul style="list-style-type: none"> • Communication – Discussion Q&A • Thinking – Q&A activity, Think, pair, share activity, feedback and quiz. • Numeracy – Q&A activity • Literacy – Q&A activity • ICT – Q&A 		
RESOURCES: Bible, Dictionaries, pens and pencils, Games, World Map, Games, Screen/TV, Internet/Wi-Fi		
ASSESSMENT OPPORTUNITIES: Assessment for Learning (AFL): Feedback and Quiz		
HOMEWORK: Read and meditate on Psalm 27		
NEXT LESSON: Unusual Wisdom		

Topic: Unusual Wisdom	Year Group: 9-12	Set: Mixed Ability
Scripture: Daniel 1:15-20	Boys: -----	Girls: -----
Date: 13/10/2019	SEND #: ----- Teacher: -----	
INCLUSION/DIFFERENTIATION:		
Special Needs – Please identify and state the pupils with moderate learning difficulties and / or behavioural issues.		
WORK COVERED IN PREVIOUS LESSON: Pupils have been studying the theme ‘ <i>The Path to Glory</i> ’ and have previously learnt Gods’ Glorious Presence.		
MEMORY VERSE: 1Kings 4:30		
In fact, his wisdom exceeded that of all the wise men of the east and the wise men of Egypt.		
SUCCESS CRITERIA:		
<ul style="list-style-type: none"> • All pupils should be able to: Explain what unusual wisdom is. • Most pupils should be able to: Explain where wisdom comes from. • Some pupils should be able to: Understand how to obtain wisdom from God. 		
5 mins - Settling Down: Ensure Register is taken, and all learners are in safe seating plan/arrangement.		
<p>5 mins - Starter: Start with an opening prayer. Ask a question about the previous lesson. You can introduce any game. You can have the music.</p> <p>Have a short recap of the last lesson. Check their homework. Discuss any questions that may come up.</p>		
DESCRIPTION OF LESSON:		
Unusual Wisdom (Lesson objectives on board as pupils enter); you may use a flip chart or A3 paper to display the learning objectives.		
15 mins - Main: Throw the question about “what do you understand by first class product?” to the class. Wait and receive feedback from the pupils. What group of products will you prefer - first or second class? Basics or branded? Do you always know what choice to make?		
Read the main Scripture text: Daniel 1:17-20. Daniel and his friends were taken to Babylon. Daniel was determined not to defile himself by eating the food and wine given to them by the king. God gave the chief of staff, both respect and affection for Daniel. God gave these four young men an unusual aptitude for understanding every aspect of literature and wisdom. And God gave Daniel the special ability to interpret the meanings of visions and dreams. Whenever the king consulted them in any matter requiring wisdom and balanced judgment, he found them ten times more capable than any of the magicians and enchanters in his entire kingdom.		
10 mins - Discussion of Outcomes: In their training Daniel and his friends completed a tough curriculum, yet they remained faithful to the lord as they mastered language, literature and science.		

They pursued excellence and honoured God who added many gifts to their skills and learning. These young men were outstanding. God gave Daniel the special ability to interpret visions and dreams. So challenge yourself to go deeper into the Bible and get to know more about God this year! What about setting yourself a personal target on what next steps to take in knowing more about God and obeying Him? Wisdom is the application of knowledge to solve a riddle or a problem. Wisdom comes from God. God is wisdom (Proverbs 8). The Fear of the Lord is the beginning of wisdom.

5 mins - Plenary: Refer to the lesson objectives on the board. Think, pair, share activity to follow (*Think-pair-share (TPS) is a collaborative learning strategy where students work together to solve a problem or answer a question about an assigned reading. This strategy requires learners to (1) think individually about a topic or answer to a question; about a topic or answer to a question; and (2) share ideas with classmates.*) Pupils will need to collect information based around the 5 W's (**Who, What, When, Why, Where**) (This will be done in groups of three and pupils will need to share their information within the group - this allows for differentiation).

What: Unusual Wisdom **Why:** To show forth God's glory. **How:** Being solution to problems **Where:** Everywhere and **When:** Every time.

Consolidation/Conclusion: Quiz to be created ahead by the teacher. Recap your understanding of how God can help you to be wise. Remember that God is no respecter of person. It is never too early to ask for wisdom. The fear of the Lord is the beginning of wisdom. Pray and ask for wisdom!

ACTIVITY: Pupils should complete the activity in their workbook.

- In groups, use Daniel 1 to create a comic strip of how God made Daniel and his friends successful.
- After reading the memory verse and scripture, come together to discuss the different ways we can become more excellent at home and at school.
- Go through the bible and find scenarios where someone used God's unusual wisdom for their success e.g. Daniel's special ability to interpret dreams and vision.
- On an A3 piece of paper design a tablemat by writing "I have the mind of Christ" (1 Corinthians 2:16) and drawing on some illustrations. Then laminate it.
- List 3 goals you can achieve by having God's wisdom.

SKILLS:

- **Communication** – Discussion
- **Thinking** – activity, Think, pair, share activity, feedback and quiz.
- **Numeracy** – Generate activities with numbers.
- **Literacy** – Understanding of keywords in the scripture, reading of information from the Bible as part of exercise and recording of information. Check difficult words in the dictionary and applying to life situations.
- **ICT** – Write down your goals in your journal/notebook

RESOURCES: Bible, Dictionaries, pens and pencils, Games, World Map, Games, Screen/TV, Internet/Wi-Fi

ASSESSMENT OPPORTUNITIES: Assessment for Learning (AFL): Feedback and Quiz

HOMEWORK: Brainstorm ways in which fear of the Lord and wisdom link.

NEXT LESSON: Unusual Blessings

Topic: Unusual Blessings Scripture: 2Chronicles 9:13-24 Date: 20/10/2019	Year Group: 9-12 Set: Mixed Ability Boys: ----- Girls: ----- SEND #: ----- Teacher: -----
INCLUSION/DIFFERENTIATION: Special Needs – Please identify and state the pupils with moderate learning difficulties and / or behavioural issues.	
WORK COVERED IN PREVIOUS LESSON: Pupils have been studying the theme ‘ <i>The Path to Glory</i> ’ and have previously learnt Unusual Wisdom.	
MEMORY VERSE: Genesis 18:18 “For Abraham will certainly become a great and mighty nation, and all the nations of the earth will be blessed through him.”	
SUCCESS CRITERIA: <ul style="list-style-type: none"> • All pupils should be able to: Explain what blessing is. • Most pupils should be able to: Give examples of people that were/are blessed. • Some pupils should be able to: Understand that God wants to bless His children. 	
<p>5 mins - Settling Down: Ensure Register is taken, and all children are in safe seating plan/arrangement.</p> <p>5 mins - Starter: Welcome children to the new session. Commit the session and the learners in God’s hands. What do they understand by unusual blessings? Game-based learning is motivating and engaging so use games to capture the attention of your class. Provide resources and approaches to meet all learning styles.</p> <p>DESCRIPTION OF LESSON:</p> <p>You may use a flip chart or A3 paper to display the learning objectives.</p> <p>15 mins - Main: Throw the question about “Do you know anyone that is abundantly blessed of the Lord?” to the class. Wait and receive feedback from the pupils. They may mention names within their community. What reasons do they have in mind for their suggestions? God wants to bless His people. We often pray to be blessed. The blessings of the Lord extend beyond our imagination, beyond all measure more than we can pray or imagine.</p> <p>Read the main Scripture text: 2 Chronicles 9:13-24. Solomon was so blessed. He received about 25 tons of gold. So, King Solomon became richer and wiser than any other king on earth. Kings from every nation came to consult with him and to hear the wisdom God had given him. Create a positive and engaging environment for pupils to read (Bear in mind the different learning styles). Get Pupils to read randomly and pick out key words. Explore the difficult words from the Scriptural Text. Use thinking and learning styles, ask questions and encourage pupils to also ask questions. Allow your pupils time to think and link up the key words. Find synonyms for blessings.</p>	

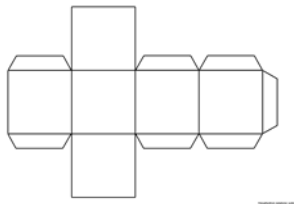
10 mins - Discussion of Outcomes: The blessings of the Lord are not to be wasted. We are blessed to bless other nations. We cannot be selfish. We are blessed to show forth the praises of Him who has blessed us. Unusual giving brings unusual blessings.

5 mins - Plenary: Refer to the lesson objectives on the board. Think, pair, share activity to follow (*Think-pair-share (TPS) is a collaborative learning strategy where students work together to solve a problem or answer a question about an assigned reading. This strategy requires students to (1) think individually about a topic or answer to a question; about a topic or answer to a question; and (2) share ideas with classmates.*) Pupils should consider “What is unusual blessing?” Pupils will need to collect information based around the 5 W’s (**Who, What, When, Why, Where**) (This will be done in groups of three and pupils will need to share their information within the group - this allows for differentiation).

Consolidation/Conclusion: Quiz to be prepared ahead by the teacher.
Pupils to write a prayer request for a country/community you feel like reaching out to.

ACTIVITY: Pupils should complete the activity in their workbook.

- Debate: is it better to give or to receive?
- Create a story board of someone who receives unusual blessing and what they do with it.
- Cut out this net template of a cube, place it on top of your world map and trace out its shape. Then, cut the net out of your map and use the tab to glue the cube together.



- SKILLS:**
- **Communication** – Discussion
 - **Thinking** – creating the storyboard, activity, think, pair, share activity, feedback and quiz
 - **Numeracy** – Suggested activity – What is the equivalent of 23 metric tons of gold in talents?
 - **Literacy** – Understanding of keywords in the scripture, reading of information from the Bible as part of exercise and recording of information. Check difficult words in the dictionary and applying to life situations.
 - **ICT** – Using the internet to find nations of the world, they can influence positively by giving

RESOURCES: Bible, Pencils and pens, Games, Dictionary, Screen/TV, Internet/Wi-Fi, map

ASSESSMENT OPPORTUNITIES: Assessment for Learning (AFL): Feedback and Quiz

HOMEWORK: How would you like God to bless you and what would you do with that blessing?

NEXT LESSON: Clothed with Glory

Topic: Clothed with Glory Scripture: Ephesians 6:10-18 Date: 27/10/2019	Year Group: 9-12 Set: Mixed Ability Boys: ----- Girls: ----- SEND #: ----- Teacher: -----
INCLUSION/DIFFERENTIATION: Special Needs – Please identify and state the pupils with moderate learning difficulties and / or behavioural issues.	
WORK COVERED IN PREVIOUS LESSON: Pupils have been studying the theme ‘ <i>The Path to Glory</i> ’ and have previously learnt “Unusual Blessings”.	
MEMORY VERSE: Isaiah 61:10 I am overwhelmed with joy in the Lord my God! For he has dressed me with the clothing of salvation and draped me in a robe of righteousness. I am like a bridegroom in his wedding suit or a bride with her jewels.	
SUCCESS CRITERIA: <ul style="list-style-type: none"> • All pupils should be able to: Explain clothing is. • Most pupils should be able to: Understanding the meaning of being clothed with glory. • Some pupils should be able to: Understand the need to be clothed with God’s glory. 	
<p>5 mins - Settling Down: Ensure Register is taken and all children are in safe seating plan/arrangement</p> <p>5 mins - Starter: Welcome children to the new session. Commit the lesson and the learners in God’s hands. You can show pictures of bridal gowns and men’s suits. You can refer back to the pictures of beautiful peacocks or butterflies. What is striking about these? Ask for their opinion about Halloween and correct misconceptions. Game-based learning is motivating and engaging so use games to capture the attention of your class. Provide resources and approaches to meet all learning styles.</p> <p>DESCRIPTION OF LESSON:</p> <p>You may use a flip chart or A3 paper to display the learning objectives.</p> <p>15 mins - Main: Throw the question about “What is the meaning of being clothed?” to the class. Wait and receive feedback from the pupils. Being clothed means wearing clothes, decorated, provided with something with the intention to increase its beauty or distinction, to put something on or over. Ask them to suggest synonyms of “clothed”. Synonyms include: clad, dressed, arrayed, covered, and robed. Antonyms of the same word. Antonyms of the word are unclothed, undressed, uncovered, naked, scantily clad, bareness, exposure, nudity, disarray and so on. What will being “clothed with glory” mean? What are the benefits of being clothed? What are the risks of being naked?</p> <p>Read the main Scripture text: Ephesians 6:10-18. The final words of Paul to the Ephesians are heard here. He admonished them to put on all of God’s armour. There are many parts of this armour. To be able to stand strong, we cannot ignore any part of this armour. Create a positive and engaging environment for pupils to read (Bear in mind the different learning styles). Get Pupils to read</p>	

randomly and pick out key words. Explore the difficult words from the Scriptural Text. Use thinking and learning styles, ask questions and encourage pupils to also ask questions. Allow your pupils time to think and link up the key words. Find synonyms and antonyms for the different words: clothed, glory.

10 mins - Discussion of Outcomes: Even God is clothed – Psalm 104:1 O Lord my God, how great you are! You are robed with honour and majesty. You are dressed in a robe of light. Psalm 93:1 says God is robed in majesty. If God is robed, He desires us also to be robed in righteousness. The female to express the girlhood and womanhood displaying virtues such as: grace, honour, purity, confidence, chastity, love, diligence. Male expressing the same virtues. Both being in the image of a perfect God. Compare the clothing of God to what our clothing should look like.

5 mins - Plenary: Refer to the lesson objectives on the board. Think, pair, share activity to follow (*Think-pair-share (TPS) is a collaborative learning strategy where students work together to solve a problem or answer a question about an assigned reading. This strategy requires students to (1) think individually about a topic or answer to a question; about a topic or answer to a question; and (2) share ideas with classmates*). Pupils should consider “Clothed with Glory” Pupils will need to collect information based around the 5 W’s (**Who, What, When, Why, Where**) (This will be done in groups of three and pupils will need to share their information within the group - this allows for differentiation).

Consolidation/Conclusion: Quiz to be prepared ahead by the teacher. Put on the whole armour of God. Pray that you will be able to stand against the strategies of the enemy.

ACTIVITY: Pupils should complete the activity in their workbook.

To Illustrate the glory of God ask them to: label clothing with the different parts – armhole, armlet, bodice, buttonhole, collar, cuff, dicky, gusset, hem, hood, lapel, pocket, sleeve, tail, train, waist, yoke,
-Make a poster or a doodle of the armour as in Ephesians 6: 10-18.
-Design a smart outfit.

SKILLS:

- **Communication** – Discussion
- **Thinking** – List of synonyms of clothing, activity, think, pair, share activity, feedback and quiz
- **Numeracy** – Suggested activity – Write out different parts of the armour.
- **Literacy** – Understanding of keywords in the scripture, reading of information from the Bible as part of exercise and recording of information. Check difficult words in the dictionary and applying to life situations.
- **ICT** – Using the internet, find and write a list of the different parts of armour.

RESOURCES: Bible, Pencils and pens, Games, Dictionary, Screen/TV, Internet/Wi-Fi

ASSESSMENT OPPORTUNITIES: Assessment for Learning (AFL): Feedback and Quiz

HOMEWORK: Write out more scripture expressing God’s clothing

NEXT LESSON: Your future will be greater than today

Topic: Your Future Will Be Greater Than Today Scripture: Job 42:12-17 Date: 03/11/2019	Year Group: 9-12 Set: Mixed Ability Boys: ----- Girls: ----- SEND #: ----- Teacher: -----
INCLUSION/DIFFERENTIATION: Special Needs – Please identify and state the pupils with moderate learning difficulties and / or behavioural issues.	
WORK COVERED IN PREVIOUS LESSON: Pupils have been studying the theme ‘ <i>The Path to Glory</i> ’ and have previously learnt “Clothed with Glory”.	
MEMORY VERSE: Haggai 2:9 The future glory of this Temple will be greater than its past glory, says the Lord of Heaven’s Armies. And in this place, I will bring peace. I, the Lord of Heaven’s Armies, have spoken!	
SUCCESS CRITERIA: <ul style="list-style-type: none"> • All pupils should be able to: Know that God has a plan for everyone. • Most pupils should be able to: Know that God desires us to make progress. • Some pupils should be able to: Understand that progress comes from submitting to God. 	
<p>5 mins - Settling Down: Ensure Register is taken, and all children are in safe seating plan /arrangement</p> <p>5 mins - Starter: Welcome children to the new session. Commit the lesson and the learners in God’s hands. Give them post it notes. Ask them to write out what they will like to pursue in life. Ask them to post it on the board. Discuss this. Game-based learning is motivating and engaging so use games to capture the attention of your class. Provide resources and approaches to meet all learning styles.</p> <p>DESCRIPTION OF LESSON:</p> <p>You may use a flip chart or A3 paper to display the learning objectives.</p> <p>15 mins - Main: Ask the children if they have ever made a promise to someone. Wait and receive feedback from the pupils. Did they fulfil the promise? Promise is based on something in the future. The reliability of this promise depends on the one who made it.</p> <p>Read the main Scripture text: Job 42:12-17. Job might have gone through a tough time. In the midst of his sufferings, the promise of the Lord stood. Bildad in Job 8:7 reminded Job “And though you started with little, you will end with much.” In Job 42, we read about God blessing Job or rather God fulfilled the promise He had given Job. He was blessed with wealth (livestock), children and long life. Create a positive and engaging environment for pupils to read (Bear in mind the different learning styles). Get Pupils to read randomly and pick out key words. Explore the difficult words from the Scriptural Text. Use thinking and learning styles, ask questions and encourage pupils to also ask questions. Allow your pupils time to think and link up the key words.</p> <p>10 mins - Discussion of Outcomes: God has made us lots of promises. The challenge is we are not always patient to receive these. God always keeps His promises so let us live with bold confidence.</p>	

Whatever is good and perfect is a gift coming down to us from God our Father, who created all the lights in the heavens. He never changes or casts a shifting shadow. We can trust Him. He gives wisdom to make progress. Psalm 92:12 “The righteous man will flourish like the palm tree”. Proverbs 4:18 “the path of the righteous is like the light of dawn, that shines brighter and brighter until the full day”.

5 mins - Plenary: Refer to the lesson objectives on the board. Think, pair, share activity to follow (*Think-pair-share (TPS) is a collaborative learning strategy where students work together to solve a problem or answer a question about an assigned reading. This strategy requires students to (1) think individually about a topic or answer to a question; about a topic or answer to a question; and (2) share ideas with classmates*). Pupils should consider the plan of God for the future – both generic and personal plans. Pupils will need to collect information based around the 5 W’s (**Who, What, When, Why, Where**) (This will be done in groups of three and pupils will need to share their information within the group - this allows for differentiation).

Consolidation/Conclusion: Quiz to be prepared ahead by the teacher. If we trust and obey, He will make all grace abound and we will be fruitful and make progress.

ACTIVITY: Pupils should complete the activity in their workbook.
Inside the mirror, draw or write out how God sees you.



How can you make progress and where will you be in 10 years’ time?
How can you glorify God in this position?

SKILLS:

- **Communication** – Discussion
- **Thinking** – Setting goals, activity, think, pair, share activity, feedback and quiz
- **Numeracy** – Suggested activity – Where will you be in 10 years’ time?
- **Literacy** – Understanding of keywords in the scripture, reading of information from the Bible as part of exercise and recording of information. Check difficult words in the dictionary and applying to life situations.

RESOURCES: Bible, Pencils and pens, Games, Dictionary, Screen/TV, Internet/Wi-Fi

ASSESSMENT OPPORTUNITIES: Assessment for Learning (AFL): Feedback and Quiz

HOMEWORK: Write out a declaration of God’s promises to you.

NEXT LESSON: Always Give Glory to God.

Topic: Always Give Glory to God Scripture: John 9:1-33 Date: 10/11/2019	Year Group: 9-12 Set: Mixed Ability Boys: ----- Girls: ----- SEND #: ----- Teacher: -----
INCLUSION/DIFFERENTIATION: Special Needs – Please identify and state the pupils with moderate learning difficulties and / or behavioural issues.	
WORK COVERED IN PREVIOUS LESSON: Pupils have been studying the theme ‘ <i>The Path to Glory</i> ’ and have previously learnt “Your Future Will Be Greater Than Today”	
MEMORY VERSE: Romans 4:20 Abraham never wavered in believing God’s promise. In fact, his faith grew stronger, and in this he brought glory to God.	
SUCCESS CRITERIA: <ul style="list-style-type: none"> • All pupils should be able to: Know that God is great and powerful. • Most pupils should be able to: Understand how to give glory to God. • Some pupils should be able to: Learn to be a channel to proclaim God’s glory. 	
<p>5 mins - Settling Down: Ensure Register is taken, and all children are in safe seating plan/arrangement</p> <p>5 mins - Starter: Welcome children to the new session. Commit the lesson and the learners in God’s hands. Refer back to the last lesson. God is faithful to keep His promises. Game-based learning is motivating and engaging so use games to capture the attention of your class. Provide resources and approaches to meet all learning styles.</p> <p>DESCRIPTION OF LESSON:</p> <p>You may use a flip chart or A3 paper to display the learning objectives.</p> <p>15 mins - Main: Watch the video clip and discuss: Real Life Stories of Hope - Arnel https://www.youtube.com/watch?v=nAtfRcSbsDA When we find someone who is less privileged than us, we should be careful not to judge them. When in trouble also don’t think that God has forsaken or forgotten you. Trust and obey God. He will make a way out.</p> <p>Read the main Scripture text: John 9:1-33. As Jesus was walking along, he saw a man who had been blind from birth. His disciples asked why the man was born blind. Was it because of sin? Jesus answered saying it was not because of sin, but that the power of God could be seen in him. Jesus brought back sight to this man. Jesus gives light both physical and spiritual light. Jesus said “But while I am here in the world, I am the light of the world”. The blind man was healed, and he recognised Jesus, while the religious leaders failed to recognise the power of God. The Jewish leaders refused to believe the man had been blind. Create a positive and engaging environment for pupils to read (Bear in mind the different learning styles). Get Pupils to read randomly and pick out key words. Explore the difficult words from</p>	

the Scriptural Text. Use thinking and learning styles, ask questions and encourage pupils to also ask questions. Allow your pupils time to think and link up the key words. Listen to their stories of hope.

10 mins - Discussion of Outcomes: The glory of the Lord fills the earth. God can use people as the channels through which He will show Himself to the world. Are you available to always give God the glory? Everything we have belongs to God. All that we are should glorify God. There is nothing we have that we have not received. It all belongs to God.

5 mins - Plenary: Refer to the lesson objectives on the board. Think, pair, share activity to follow (*Think-pair-share (TPS) is a collaborative learning strategy where students work together to solve a problem or answer a question about an assigned reading. This strategy requires students to (1) think individually about a topic or answer to a question; about a topic or answer to a question; and (2) share ideas with classmates*). Pupils should consider “Always giving Glory to God” Pupils will need to collect information based around the 5 W’s (**Who, What, When, Why, Where**) (This will be done in groups of three and pupils will need to share their information within the group - this allows for differentiation).

Consolidation/Conclusion: Quiz to be prepared ahead by the teacher. Do not waver in believing God’s promises. Grow stronger in faith and bring glory to God in your life.

ACTIVITY: Pupils should complete the activity in their workbook.

-List ways that we can give glory to God.

-Write on a decision card your promise to be a channel to give glory to God.

-Make a colourful poster on these to remind you.

SKILLS:

- **Communication** – Discussion
- **Thinking** – Do not waver! activity, think, pair, share activity, feedback and quiz
- **Numeracy** – Suggested activity – Write out 10 scriptures expressing the glory of God.
- **Literacy** – Understanding of keywords in the scripture, reading of information from the Bible as part of exercise and recording of information. Check difficult words in the dictionary and applying to life situations.
- **ICT** – Using the internet to find verses proclaiming and giving God the glory.

RESOURCES: Bible, Pencils and pens, Games, Dictionary, Screen/TV, Internet/Wi-Fi

ASSESSMENT OPPORTUNITIES: Assessment for Learning (AFL): Feedback and Quiz

HOMEWORK: Find a song expressing the glory of God.

NEXT LESSON: Revision

Topic: Revision 2	Year Group: 9-12	Set: Mixed Ability
Scripture: Haggai 2:9	Boys: -----	Girls: -----
Date: 17/11/2019	SEND #: -----	Teacher: -----
INCLUSION/DIFFERENTIATION:		
Special Needs – Please identify and state the pupils with moderate learning difficulties and / or behavioural issues.		
WORK COVERED IN PREVIOUS LESSON: Pupils have been studying the theme ‘ <i>The Path to Glory</i> ’.		
MEMORY VERSE: Job 8:7 “And though you started with little, you will end with much.”		
SUCCESS CRITERIA:		
<ul style="list-style-type: none"> • QUIZ and Answer Session • Peer Assessment 		
5 mins - Settling Down: Ensure Register is taken, and all learners are in safe seating plan/arrangement		
5 mins - Starter: Start with an opening prayer.		
DESCRIPTION OF LESSON:		
Pupils led activity – QUIZ & Answer Session and Peer Assessment		
SKILLS:		
<ul style="list-style-type: none"> • Communication – Discussion Q&A • Thinking – Q&A activity, Think, pair, share activity, feedback and quiz. • Numeracy – Q&A activity • Literacy – Q&A activity • ICT – Q&A 		
RESOURCES: Bible, Dictionaries, pens and pencils, Games, World Map, Games, Screen/TV, Internet/Wi-Fi		
ASSESSMENT OPPORTUNITIES: Assessment for Learning (AFL): Feedback and Quiz		
HOMEWORK: Make a poster – Who am I in Christ Jesus?		
NEXT LESSON: Enrichment Day		

Topic: Enrichment /Interactive Session 1 Scripture: Titus 3:14 Date: 24/11/2019	Year Group: 9-12 Set: Mixed Ability Boys: ----- Girls: ----- SEND #: ----- Teacher: -----
INCLUSION/DIFFERENTIATION: Special Needs – Please identify and state the pupils with moderate learning difficulties and / or behavioural issues.	
WORK COVERED IN PREVIOUS LESSON: Pupils have been studying the theme ‘ <i>The Path to Glory</i> ’ and have previously learnt “Always give glory to God”	
MEMORY VERSE: Titus 3:14 “Our people must learn to do good by meeting the urgent needs of others; then they will not be unproductive.”	
SUCCESS CRITERIA: <ul style="list-style-type: none"> • The pursuit of excellence: Principled – show empathy, compassion and respect towards the needs and feelings of others. 	
5 mins - Settling Down: Ensure Register is taken, and all children are in safe seating plan/arrangement 5 mins - Starter: Welcome children to the new session. Commit the lesson and the learners in God’s hands. Have a discussion with the pupils of the things they may be challenged with. Those things that they know are not good but find it difficult to disengage in it. Game-based learning is motivating and engaging so use games to capture the attention of your class. Provide resources and approaches to meet all learning styles.	
DESCRIPTION OF LESSON: You may use a flip chart or A3 paper to display the learning objectives. The pursuit of excellence (Lesson objectives on board as pupils enter); you may use a flip chart or A3 paper to display the learning objectives. 15 mins - Main: Throw the question about the pursuit of excellence. What will this mean? What will the pupils like to engage in? What do they like? We have been entrusted by God with gifts to be used to glorify Him. Read the main Scripture text: Titus 3:14 “Our people must learn to do good by meeting the urgent needs of others; then they will not be unproductive.” NLT. Principled: show empathy, compassion and respect towards the needs and feelings of others. Play a full and active part in the life of the church and wider community. Take the food we collected to care homes or local food banks. Acceptable items: Canned food, toiletries, pasta, UHT milk, etc. Pray for your community.	

ACTIVITY: Group Activity as you deem fit.
SKILLS: <ul style="list-style-type: none">• Communication – Group work• Thinking – Group work• Numeracy – Group work• Literacy – Group work• ICT – Group work
RESOURCES: Bible, Pencils and pens, Games, Dictionary, Screen/TV, Internet/Wi-Fi
ASSESSMENT OPPORTUNITIES: Assessment for Learning (AFL): Feedback and Quiz
HOMEWORK: Work on showing empathy, compassion and respect towards others.
NEXT LESSON: Who is my enemy?

Topic: Who is my enemy? Scripture: Job 1:6-19 Date: 01/12/2019	Year Group: 9-12 Set: Mixed Ability Boys: ----- Girls: ----- SEND #: ----- Teacher: -----
INCLUSION/DIFFERENTIATION: Special Needs – Please identify and state the pupils with moderate learning difficulties and / or behavioural issues.	
WORK COVERED IN PREVIOUS LESSON: Pupils have been studying the theme ‘ <i>The Path to Glory</i> ’ and have previously learnt “Always give glory to God”	
MEMORY VERSE: John 10:10 The thief’s purpose is to steal and kill and destroy. My purpose is to give them a rich and satisfying life.	
SUCCESS CRITERIA: <ul style="list-style-type: none"> • All pupils should be able to: Understand Satan is an enemy. • Most pupils should be able to: Understand God is more powerful than Satan. • Some pupils should be able to: Know how to be victorious over the enemy. 	
<p>5 mins - Settling Down: Ensure Register is taken, and all children are in safe seating plan/arrangement.</p> <p>5 mins - Starter: Welcome children to the new session. Commit the lesson and the learners in God’s hands. Have a discussion with the pupils of the things they may be challenged with. These may be things that they know are not good but find it difficult to avoid. Game-based learning is motivating and engaging so use games to capture the attention of your class. Provide resources and approaches to meet all learning styles.</p> <p>DESCRIPTION OF LESSON:</p> <p>You may use a flip chart or A3 paper to display the learning objectives.</p> <p>15 mins - Main: Ask the class, “Who is an enemy?” Wait and receive feedback from the pupils. Watch Triumph of the Herbivores Prey Escapes Predator Life of Mammals BBC Earth - https://www.youtube.com/watch?v=RtnLNmB3ZNE</p> <p>Read the main Scripture text: Job 1:6-19. One day the members of the heavenly court came to present themselves before the Lord, and the Accuser, Satan, came with them. Satan is the adversary. He is always roaming around to seek who he may devour. Satan patrols to implement his agenda – to oppose God’s purpose. Satan launched attacks against Job.</p> <p>Create a positive and engaging environment for pupils to read (Bear in mind the different learning styles). Get Pupils to read randomly and pick out key words. Explore the difficult words from the Scriptural Text. Use thinking and learning styles, ask questions and encourage pupils to also ask questions. Allow your pupils time to think and link up the key words.</p>	

10 mins - Discussion of Outcomes: Discuss what you saw from the video and read from the bible. The enemy is like a roaring lion, seeking who to devour. Herbivores run on tip toes to cover more ground. Numbers provide safety, stay with the saints. He who dwells in the secret place of the Most High shall abide under the shadow of the Almighty where no foe shall reach. We face temptations; these may be traps of the enemy. We have to resist him and stand firm in Christ.

5 mins - Plenary: Refer to the lesson objectives on the board. Think, pair, share activity to follow (*Think-pair-share (TPS) is a collaborative learning strategy where students work together to solve a problem or answer a question about an assigned reading. This strategy requires students to (1) think individually about a topic or answer to a question; about a topic or answer to a question; and (2) share ideas with classmates.*). Pupils should consider “Who is my enemy?” Pupils will need to collect information based around the 5 W’s (**Who, What, When, Why, Where**) (This will be done in groups of three and pupils will need to share their information within the group - this allows for differentiation).

Discuss different forms of temptations the class may face (stealing from a shop, telling lies to parents, bullying a classmate, destroying school property, being violent and angry) and how to overcome.

Consolidation/Conclusion: Quiz to be prepared ahead by the teacher. We find shelter and protection in Christ. As the deer pants for the water brooks, so we should desire the Lord and abide in His presence.

ACTIVITY: Pupils should complete the activity in their workbook.

Let’s imagine you are in a jungle and a lion is chasing you.

-Make a chart of the steps you will take to escape the predator.

-Illustrate and make a poster of 1Peter 5:8 – Stay alert, watch out for your great enemy, the devil. He prowls like a roaring lion, looking for someone to devour.

SKILLS:

- **Communication** – Discussion
- **Thinking** – List ways of overcoming temptations
- **Numeracy** – Think of the steps to overcome the enemy 1) Be steadfast in the faith – stay alert, 2) Watch out for the attacks of the enemy 3) stand firm against him 4) Be strong in your faith
- **Literacy** – Understanding of keywords in the scripture, reading of information from the Bible as part of exercise and recording of information. Check difficult words in the dictionary and applying to life situations.
- **ICT** – Using the internet to find national geographic channel and watch how preys escape predators

RESOURCES: Bible, Pencils and pens, Games, Dictionary, Screen/TV, Internet/Wi-Fi

ASSESSMENT OPPORTUNITIES: Assessment for Learning (AFL): Feedback and Quiz

HOMEWORK: Write out temptations you face this week and how you have overcome them.

NEXT LESSON: Shame – a weapon of the enemy

Topic: Shame – A Weapon of the Enemy Scripture: Ruth 1:8-22 Date: 08/12/2019	Year Group: 9-12 Set: Mixed Ability Boys: ----- Girls: ----- SEND #: ----- Teacher: -----
INCLUSION/DIFFERENTIATION: Special Needs – Please identify and state the pupils with moderate learning difficulties and / or behavioural issues.	
WORK COVERED IN PREVIOUS LESSON: Pupils have been studying the theme ‘ <i>The Path to Glory</i> ’ and have previously learnt “Who is my enemy?”	
MEMORY VERSE: Psalm 25:2 I trust in you, my God! Do not let me be disgraced, or let my enemies rejoice in my defeat.	
SUCCESS CRITERIA: <ul style="list-style-type: none"> • All pupils should be able to: Explain what shame is. • Most pupils should be able to: Understand that the enemy uses shame as a weapon. • Some pupils should be able to: Understand how to overcome shame. 	
<p>5 mins - Settling Down: Ensure Register is taken and all children are in safe seating plan/arrangement.</p> <p>5 mins - Starter: Welcome children to the new session. Commit the lesson and the learners in God’s hands. Game-based learning is motivating and engaging so use games to capture the attention of your class. Provide resources and approaches to meet all learning styles.</p> <p>DESCRIPTION OF LESSON:</p> <p>You may use a flip chart or A3 paper to display the learning objectives.</p> <p>15 mins - Main: Ask the class “In the past, have you ever felt ashamed?” Wait and receive feedback from the pupils. Shame is a painful feeling of humiliation or distress caused by the consciousness of wrong or foolish behaviour. It is a regrettable or unfortunate situation or action.</p> <p>Read the main Scripture text: Ruth 1:8-22. Naomi and her daughters-in-law were now returning back to Judah from the land of Moab. Naomi was bereft. She had lost her husband and two sons. She was devastated. She had no hope of the future. She was very ashamed and felt empty. She felt she was no longer fit to bear her name Naomi (pleasant). She demanded to be called Mara, meaning bitter. Create a positive and engaging environment for pupils to read (Bear in mind the different learning styles). Get Pupils to read randomly and pick out key words. Explore the difficult words from the Scriptural Text. Use thinking and learning styles, ask questions and encourage pupils to also ask questions. Allow your pupils time to think and link up the key words. Find on the map where is Moab compared to Judah.</p> <p>10 mins - Discussion of Outcomes: Shame is a weapon the enemy uses. Everyone at one time or another has felt ashamed. Shame tells us there is no hope and we are no good. In Christ, we are free</p>	

from shame for He himself bore our shame and He wants us to live free of shame. Isaiah 54:4 “Fear not, you will no longer live in shame” Shame is ugly, grotesque, disgraceful, and despicable.

5 mins - Plenary: Refer to the lesson objectives on the board. Think, pair, share activity to follow (*Think-pair-share (TPS) is a collaborative learning strategy where students work together to solve a problem or answer a question about an assigned reading. This strategy requires students to (1) think individually about a topic or answer to a question; about a topic or answer to a question; and (2) share ideas with classmates.*) Pupils should consider “Shame – a weapon of the enemy” Pupils will need to collect information based around the 5 W’s (**Who, What, When, Why, Where**) (This will be done in groups of three and pupils will need to share their information within the group - this allows for differentiation).

Consolidation/Conclusion: Quiz to be prepared ahead by the teacher.
Shame sabotages our future and our relationship with God. Talk to God about what you wrote down and receive healing from Him.

ACTIVITY: Pupils should complete the activity in their workbook.

- Sketch the journey from Moab to Judah.



-After putting heavy paperclips inside, fill balloons with helium because it needs to be able to float. The balloon is you and the paperclips are shame. Have the group call out things that are shameful. Add paperclips as they do so. The paperclips weighing down the balloon shows that shame sabotages our future and our relationship with God.

- Write down personal things that you may be ashamed about but don’t show them to anyone. When you are finished, shred them.
- Make bracelet using the letters F E A R N O T!

SKILLS:

- **Communication** – Discussion
- **Thinking** – Overcoming shame, activity, think, pair, share activity, feedback and quiz
- **Literacy** – Understanding of keywords in the scripture, reading of information from the Bible as part of exercise and recording of information. Check difficult words in the dictionary and applying to life situations.
- **ICT** – Using the internet to find the map of Judah

RESOURCES: Bible, Pencils and pens, Games, Dictionary, Screen/TV, Internet/Wi-Fi, Shredder

ASSESSMENT OPPORTUNITIES: Assessment for Learning (AFL): Feedback and Quiz

HOMEWORK: Complete any outstanding activities

NEXT LESSON: Prevent shame

Topic: Preventing Shame Scripture: Colossians 3:5-10 Date: 15/12/2019	Year Group: 9-12 Set: Mixed Ability Boys: ----- Girls: ----- SEND #: ----- Teacher: -----
INCLUSION/DIFFERENTIATION: Special Needs – Please identify and state the pupils with moderate learning difficulties and / or behavioural issues.	
WORK COVERED IN PREVIOUS LESSON: Pupils have been studying the theme ‘ <i>The Path to Glory</i> ’ and have previously learnt “Shame – a Weapon of the Enemy”.	
MEMORY VERSE: Romans 10:11 The scripture says, “All who have faith in Him won’t be put to shame”.	
SUCCESS CRITERIA: <ul style="list-style-type: none"> • All pupils should be able to: Know your God and do what is pleasing to Him. • Most pupils should be able to: Know where to seek help when ashamed. • Some pupils should be able to: Understand how to prevent shame. 	
<p>5 mins - Settling Down: Ensure Register is taken, and all children are in safe seating plan/arrangement</p> <p>5 mins - Starter: Welcome children to the new session. Commit the lesson and the learners in God’s hands. Teachers must support learners to prevent shame. Shaming can take place with name calling, speaking negatively to the child, ridiculing a child or making them feel inferior and unaccepted. Game-based learning is motivating and engaging so use games to capture the attention of your class. Provide resources and approaches to meet all learning styles.</p> <p>DESCRIPTION OF LESSON:</p> <p>You may use a flip chart or A3 paper to display the learning objectives.</p> <p>15 mins - Main: Ask the class “How can we prevent shame?”. Wait and receive feedback from the pupils. Laughing at a child, using a harsh tone, not allowing them to have a level of independence can lead to shaming a child. Being too critical and having too high expectations could also add to this. Listen to the music: No condemnation by Anthony Evans.</p> <p>Listen to them as they share their experiences. Pray with them for their healing. Take time to celebrate them. We should not link their errors and mistakes to their core value. They are loved greatly. We can teach and support them in correcting an unacceptable behaviour and still show them love and acceptance. Parents and teachers need to be able to manage emotions and be a good role model.</p> <p>Read the main Scripture text: Colossians 3:5-10. So, put to death the sinful, earthly things lurking within you. Have nothing to do with sexual immorality, impurity... Now is the time to get rid of anger, rage, malicious behaviour, slander and dirty language Create a positive and engaging environment for pupils to read (Bear in mind the different learning styles). Get Pupils to read randomly and pick out key words. Explore the difficult words from the Scriptural Text. Use thinking and learning styles, ask</p>	

questions and encourage pupils to also ask questions. Allow your pupils time to think and link up the key words.

10 mins - Discussion of Outcomes: Having faith in God, we will not be put to shame. So trust and get to know God better. Have we experienced shaming? Have we shamed other people? What are the ways we shame people? We should get rid of slander and malicious behaviour. If we experience shame, we should take it to the Lord, He will heal and bind the wound. The scripture says, All who have faith in Him won't be put to shame.

5 mins - Plenary: Refer to the lesson objectives on the board. Think, pair, share activity to follow (*Think-pair-share (TPS) is a collaborative learning strategy where students work together to solve a problem or answer a question about an assigned reading. This strategy requires students to (1) think individually about a topic or answer to a question; about a topic or answer to a question; and (2) share ideas with classmates*). Pupils should consider "Preventing shame!" Pupils will need to collect information based around the 5 W's (**Who, What, When, Why, Where**) (This will be done in groups of three and pupils will need to share their information within the group - this allows for differentiation).

Consolidation/Conclusion: Quiz to be prepared ahead by the teacher. All who have faith in Him won't be put to shame.

ACTIVITY: Pupils should complete the activity in their workbook.

- List out triggers of shame.
- Write out that scripture reassures us that we are accepted and beloved of the Lord.
- Write out how you think things might change, knowing the love of Christ and support of friends.
- How can you support a friend that is struggling with shame?

SKILLS:

- **Communication** – Discussion
- **Thinking** – Support a friend, activity, think, pair, share activity, feedback and quiz
- **Numeracy** – Suggested activity find how many points is shame worth in the game of scrabble (10)
- **Literacy** – Understanding of keywords in the scripture, reading of information from the Bible as part of exercise and recording of information. Check difficult words in the dictionary and applying to life situations.
- **ICT** – Using the internet, find the song: No bondage by Jubilee worship.

RESOURCES: Bible, Pencils and pens, Games, Dictionary, Screen/TV, Internet/Wi-Fi, Scrabble

ASSESSMENT OPPORTUNITIES: Assessment for Learning (AFL): Feedback and Quiz

HOMEWORK: Write out a situation where you have helped a friend feeling shame feel better.

NEXT LESSON: How to live in God's Glory?

<p>Topic: How to live in God’s Glory</p> <p>Scripture: Daniel 6:1-23</p> <p>Date: 22/12/2019</p>	<p>Year Group: 9-12 Set: Mixed Ability</p> <p>Boys: ----- Girls: -----</p> <p>SEND #: ----- Teacher: -----</p>
<p>INCLUSION/DIFFERENTIATION:</p> <p>Special Needs – Please identify and state the pupils with moderate learning difficulties and / or behavioural issues.</p>	
<p>WORK COVERED IN PREVIOUS LESSON: Pupils have been studying the theme ‘<i>The Path to Glory</i>’ and have previously learnt “Preventing Shame”.</p>	
<p>MEMORY VERSE: Matthew 6:33</p> <p>Seek the Kingdom of God above all else, and live righteously, and he will give you everything you need.</p>	
<p>SUCCESS CRITERIA:</p> <ul style="list-style-type: none"> • All pupils should be able to: Know most important thing in life. • Most pupils should be able to: Know how to seek God’s Kingdom first. • Some pupils should be able to: Know how to become part of God’s Kingdom. 	
<p>5 mins - Settling Down: Ensure Register is taken, and all children are in safe seating plan/arrangement.</p> <p>5 mins - Starter: Welcome children to the new session. Commit the lesson and the learners in God’s hands. Ask the class what their expectations are for Christmas. Coming to Christmas, what fills our thought? Gifts? Wear? Sport? Game-based learning is motivating and engaging so use games to capture the attention of your class. Provide resources and approaches to meet all learning styles.</p> <p>DESCRIPTION OF LESSON:</p> <p>You may use a flip chart or A3 paper to display the learning objectives.</p> <p>15 mins - Main: Ask the class “How can we live in God’s glory?”. Wait and receive feedback from the pupils.</p> <p>Read the main Scripture text: Daniel 6:1 –23. Daniel was chosen by king Darius as administrator to supervise the high officers and protect the king’s interest. Daniel soon proved himself more capable than all the other administrators and high officers. The king made plans to place him over the entire empire. Then the other administrators looked for faults so Daniel could be condemned, but there were none. They impressed the king to pass a decree that no man prays to anyone except to him. But when Daniel learned about the law, he went home and knelt down as usual and prayed. When he was found, they threw him into a den of lions, but the Lord rescued Daniel. Create a positive and engaging environment for pupils to read (Bear in mind the different learning styles). Get Pupils to read randomly and pick out key words. Explore the difficult words from the Scriptural Text. Use thinking and learning styles, ask questions and encourage pupils to also ask questions. Allow your pupils time to think and link up the key words.</p>	

10 mins - Discussion of Outcomes: We should be bold to declare our faith. 2 Timothy 1:7: “For God did not give us a spirit of timidity, but a spirit of power, of love and of self-discipline.” The just shall live by faith. Fear is another word for timidity, dread, and panic.

The most important thing in life is seeking God, His Kingdom and righteousness. We can all be part of this kingdom by accepting Jesus as Lord and Saviour. We please God first and not other people. Seeking God’s Kingdom means we serve Him and do His will.

5 mins - Plenary: Refer to the lesson objectives on the board. Think, pair, share activity to follow (*Think-pair-share (TPS) is a collaborative learning strategy where students work together to solve a problem or answer a question about an assigned reading. This strategy requires students to (1) think individually about a topic or answer to a question; about a topic or answer to a question; and (2) share ideas with classmates*). Pupils should consider “?” Pupils will need to collect information based around the 5 W’s (**Who, What, When, Why, Where**) (This will be done in groups of three and pupils will need to share their information within the group - this allows for differentiation).

Consolidation/Conclusion: Quiz to be prepared ahead by the teacher. Seek the Kingdom of God above all else, and live righteously, and he will give you everything you need.

ACTIVITY: Pupils should complete the activity in their workbook.

-Make a poster or doddle of “Seek first the Kingdom of God”

Create a bracelet saying “Unashamed,” as we are not ashamed of the Gospel of Jesus Christ, and “Faith,” as the Just shall live by faith.

SKILLS:


- **Communication** – Discussion - Examples of people that have put God first in the Bible
- **Thinking** – What were the results of their actions?
- **Numeracy** – Learn the memory verse using scrabble letters. Add up the score using the numbers on each letter.
- **Literacy** – Understanding of keywords in the scripture, reading of information from the Bible as part of exercise and recording of information. Check difficult words in the dictionary and applying to life situations.
- **ICT** – research renowned people of faith in the 18th century

RESOURCES: Bible, Pencils and pens, Games, Dictionary, Screen/TV, Internet/Wi-Fi

ASSESSMENT OPPORTUNITIES: Assessment for Learning (AFL): Feedback and Quiz

HOMEWORK: Learn the memory verse. Be bold and courageous to share your faith with others.

NEXT LESSON: What is righteousness?

Topic: What is Righteousness? Scripture: Romans 3:21-28 Date: 29/12/2019	Year Group: 9-12 Set: Mixed Ability Boys: ----- Girls: ----- SEND #: ----- Teacher: -----
INCLUSION/DIFFERENTIATION: Special Needs – Please identify and state the pupils with moderate learning difficulties and / or behavioural issues.	
WORK COVERED IN PREVIOUS LESSON: Pupils have been studying the theme ‘ <i>The Path to Glory</i> ’ and have previously learnt “How to live in God’s Glory”.	
MEMORY VERSE: Romans 3:23 For everyone has sinned; we all fall short of God’s glorious standard.	
SUCCESS CRITERIA: <ul style="list-style-type: none"> • All pupils should be able to: Explain what sin is. • Most pupils should be able to: Know what righteousness is. • Some pupils should be able to: Understand the gift of eternal life. 	
<p>5 mins - Settling Down: Ensure Register is taken, and all children are in safe seating plan/arrangement</p> <p>5 mins - Starter: Welcome children to the new session. Commit the year and the learners in God’s hands. Today we are playing Bullseye game. This is a game with a darts theme. Allow the pupils to try their hands on this. Game-based learning is motivating and engaging so use games to capture the attention of your class. Provide resources and approaches to meet all learning styles.</p> <p>DESCRIPTION OF LESSON:</p> <p>You may use a flip chart or A3 paper to display the learning objectives.</p> <p>15 mins - Main: Ask the class “What is Righteousness?” Wait and receive feedback from the pupils. Righteousness is like Bullseye. We either hit or miss the mark. You can also use sports like football and basketball to illustrate this because you either get the ball in the net or you don’t.</p>  <p>Read the main Scripture text: Romans 3:1-28. But now God has shown us a way to be made right with him without keeping the requirements of the law. We are made right with God by placing our faith in Jesus Christ. And this is true for everyone who believes, no matter who we are. For everyone has sinned; we all fall short of God’s glorious standard. Yet God, with undeserved kindness, declares that we are righteous. Create a positive and engaging environment for pupils to read (Bear in mind the different learning styles). Get Pupils to read randomly and pick out key words. Explore the difficult words from the Scriptural Text. Use thinking and learning styles, ask questions and encourage pupils to also ask questions. Allow your pupils time to think and link up the key words.</p>	

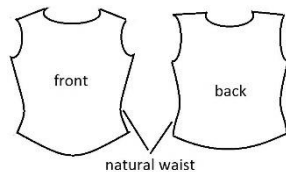
10 mins - Discussion of Outcomes: ‘Sin’ in archery terms is what the scorekeeper shouts when an arrow misses the target. It is just like when the line umpire signals a ball out by shouting “out” in a lawn tennis game. Sin is to miss the target. The target is being holy as God is holy. Righteousness means having a right standing with God – just as if you had never sinned. Romans 6:23 “For the wages of sin is death, but the free gift of God is eternal life through Christ Jesus our Lord.”

5 mins - Plenary: Refer to the lesson objectives on the board. Think, pair, share activity to follow (*Think-pair-share (TPS) is a collaborative learning strategy where students work together to solve a problem or answer a question about an assigned reading. This strategy requires students to (1) think individually about a topic or answer to a question; about a topic or answer to a question; and (2) share ideas with classmates*). Pupils should consider “What is Righteousness?” Pupils will need to collect information based around the 5 W’s (**Who, What, When, Why, Where**) (This will be done in groups of three and pupils will need to share their information within the group - this allows for differentiation).

Consolidation/Conclusion: Quiz to be prepared ahead by the teacher. For everyone has sinned; we all fall short of God’s glorious standard. The free gift of God is eternal life through Christ Jesus our Lord.

ACTIVITY: Pupils should complete the activity in their workbook.

Make breastplates of righteousness.



Cut out a breastplate shape. (Make an inward curve at the neck, the armpits, and the stomach.)

Punch a hole on each shoulder. Decorate with pens and scraps of paper. Write the “Breastplate of Righteousness” on the front. Measure yarn around the group so breastplates can be worn.

SKILLS:

- **Communication** – Discussion
- **Thinking** – Discuss Righteousness v Sin
- **Numeracy** – Suggested activity – Write out 10 scriptures expressing the glory of God.
- **Literacy** – Understanding of keywords in the scripture, reading of information from the Bible as part of exercise and recording of information. Check difficult words in the dictionary and applying to life situations.
- **ICT** – Make a PowerPoint ‘Say No To Sin’

RESOURCES: Bible, Pencils and pens, Games, Dictionary, Screen/TV, Internet/Wi-Fi, Dart board and arrows

ASSESSMENT OPPORTUNITIES: Assessment for Learning (AFL): Feedback and Quiz

HOMEWORK: Read Romans 6:23

NEXT LESSON: Revision

Topic: Revision 3	Year Group: 9-12	Set: Mixed Ability
Scripture: Romans 6:1-23	Boys: -----	Girls: -----
Date: 05/01/2020	SEND #: ----- Teacher: -----	
INCLUSION/DIFFERENTIATION:		
Special Needs – Please identify and state the pupils with moderate learning difficulties and / or behavioural issues.		
WORK COVERED IN PREVIOUS LESSON: Pupils have been studying the theme ‘ <i>The Path to Glory</i> ’.		
MEMORY VERSE: Romans 6:23		
For the wages of sin is death, but the free gift of God is eternal life through Christ Jesus our Lord.		
SUCCESS CRITERIA:		
<ul style="list-style-type: none"> • QUIZ and Answer Session • Peer Assessment 		
5 mins - Settling Down: Ensure Register is taken, and all learners are in safe seating plan/arrangement		
5 mins - Starter: Start with an opening prayer.		
DESCRIPTION OF LESSON:		
Pupils led activity – QUIZ & Answer Session and Peer Assessment		
SKILLS:		
<ul style="list-style-type: none"> • Communication – Discussion Q&A • Thinking – Q&A activity, Think, pair, share activity, feedback and quiz. • Numeracy – Q&A activity • Literacy – Q&A activity • ICT – Q&A 		
RESOURCES: Bible, Dictionaries, pens and pencils, Games, World Map, Games, Screen/TV, Internet/Wi-Fi		
ASSESSMENT OPPORTUNITIES: Assessment for Learning (AFL): Feedback and Quiz		
HOMEWORK: Read and memorize Romans 6:4.		
NEXT LESSON: Glorifying God through Praise		

Topic: Glorifying God Through Praise	Year Group: 9-12	Set: Mixed Ability
Scripture: Psalm 34:1-10	Boys: -----	Girls: -----
Date: 12/01/2020	SEND #: ----- Teacher: -----	
INCLUSION/DIFFERENTIATION:		
Special Needs – Please identify and state the pupils with moderate learning difficulties and / or behavioural issues.		
WORK COVERED IN PREVIOUS LESSON: Pupils have been studying the theme ‘ <i>The Path to Glory</i> ’ and have previously learnt “What is Righteousness?”		
MEMORY VERSE: Psalm 113:3		
Everywhere - from east to west – praise the name of the Lord.		
SUCCESS CRITERIA:		
<ul style="list-style-type: none"> • All pupils should be able to: Know what praise is. • Most pupils should be able to: Praise the Lord. • Some pupils should be able to: Understand why we need to praise the Lord. 		
<p>5 mins - Settling Down: Ensure Register is taken, and all children are in safe seating plan/arrangement</p> <p>5 mins - Starter: Welcome children to the new session. Commit the lesson and the learners in God’s hands. Find different reasons to praise each child. Game-based learning is motivating and engaging so use games to capture the attention of your class. Provide resources and approaches to meet all learning styles.</p>		
DESCRIPTION OF LESSON:		
You may use a flip chart or A3 paper to display the learning objectives.		
<p>15 mins - Main: Ask the class “Why do we glorify God?”. Wait and receive feedback from the pupils. We all love to praise things which we consider to be valuable, for example a friend’s new outfit, the latest phone or amazing talents we may have. However, man is not worthy of the praise anyone can give, for all that he has is from God and all he does is because God has allowed him to – 1 Corinthians 3:21 – don’t boast about following a person. On the contrary, as children of God, we are expected to give glory to God in all that we do – 1 Corinthians 10:31 – “So whether you eat or drink, or whatever you do, do it all for the glory of God.”</p>		
<p>Read the main Scripture text: Psalm 34: 1–10. I will praise the Lord at all times. I will constantly speak his praises. I will boast only in the Lord; let all who are helpless take heart. Come; let us tell of the Lord’s greatness. The psalmist here writes how he will exalt the Lord and King. The Lord is great. He is most worthy of praise! No one can measure his greatness. While it is possible to measure one’s wealth or greatness, no one can measure the greatness of the Lord. Create a positive and engaging environment for pupils to read (Bear in mind the different learning styles). Get Pupils to read randomly</p>		

and pick out key words. Explore the difficult words from the Scriptural Text. Use thinking and learning styles, ask questions and encourage pupils to also ask questions. Allow your pupils time to think and link up the key words.

10 mins - Discussion of Outcomes: One of the best ways we can give glory to God is through praising Him. God delights so much in our praise that He is in fact enthroned on the praise of His people (**Psalm 22:3**) – He dwells there! God is praised for He is worthy, and we therefore give Him the glory that is **due Him**. Praise is acknowledging God, and He delights in this because He is being recognised and appreciated as the source of our enablement.

Hebrew words for praise: **Hallel** – the base word for **halleluyah** - to be clear, to praise, to shine, to boast, show, celebrate. **Yadah** – to extend hand, throw hand, **Towdah** – extension of hand in adoration, **Shabach** - shout, address in a loud tone, to command, to triumph, **Barak** - bless God as an act of adoration, **Tehillâh** – spontaneous praise, praise, song or hymn of praise, **Zamar** – praise with an instrument, pluck the strings of an instrument.

5 mins - Plenary: Refer to the lesson objectives on the board. Think, pair, share activity to follow (*Think-pair-share (TPS) is a collaborative learning strategy where students work together to solve a problem or answer a question about an assigned reading. This strategy requires students to (1) think individually about a topic or answer to a question; about a topic or answer to a question; and (2) share ideas with classmates*). Pupils will need to collect information based around the 5 W's (**Who, What, When, Why, Where**) (This will be done in groups of three and pupils will need to share their information within the group - this allows for differentiation).

Consolidation/Conclusion: Quiz to be prepared ahead by the teacher. Praise the Lord!

ACTIVITY: Pupils should complete the activity in their workbook.

Research and discuss different ways we can praise God – make a list.

Music is a fantastic way to praise God. Make and decorate a ‘praise shaker’ which you can use to sing praises to God. A praise shaker is a musical instrument you can shake to produce sound and praise God. Write your favourite praise scripture on the shaker. <https://nurturerstore.co.uk/how-to-make-easy-musical-shakers>

SKILLS:

- **Communication** – Discussing what praise is and the many different types
- **Thinking** – Praise activity, think, pair, share activity, feedback and quiz
- **Numeracy** – Listing and numbering the different types of praise
- **Literacy** – Understanding of keywords in the scripture, reading of information from the Bible as part of exercise and recording of information. Check difficult words in the dictionary and applying to life situations.
- **ICT** – Searching for the definition of praise and ant other keywords

RESOURCES: Bible, Pencils and pens, Games, Dictionary, Screen/TV, Internet/Wi-Fi, Strong paper/plastic cups, or water bottles, Tape, Rice/pasta to fill shaker, Decoration for the shaker

ASSESSMENT OPPORTUNITIES: Assessment for Learning (AFL): Feedback and Quiz

HOMEWORK: Research the instruments peculiar to different tribes and nations of the world.

NEXT LESSON: Dominion

Topic: Dominion	Year Group: 9-12	Set: Mixed Ability
Scripture: Psalm 8	Boys: -----	Girls: -----
Date: 19/01/2020	SEND #: -----	Teacher: -----
INCLUSION/DIFFERENTIATION:		
Special Needs – Please identify and state the pupils with moderate learning difficulties and / or behavioural issues.		
WORK COVERED IN PREVIOUS LESSON: Pupils have been studying the theme ‘ <i>The Path to Glory</i> ’ and have previously learnt “Glorifying God Through Praise”.		
MEMORY VERSE: Luke10:19		
Look, I have given you authority over all the power of the enemy and you can walk among snakes and scorpions and crush them.		
SUCCESS CRITERIA:		
<ul style="list-style-type: none"> • All pupils should be able to: Explain what dominion means. • Most pupils should be able to: Know that we have dominion. • Some pupils should be able to: Know how to exercise authority – dominion. 		
5 mins - Settling Down: Ensure Register is taken and all children are in safe seating plan/arrangement.		
5 mins - Starter: Welcome children to the new session. Commit the lesson and the learners in God’s hands. Game-based learning is motivating and engaging so use games to capture the attention of your class. Provide resources and approaches to meet all learning styles.		
DESCRIPTION OF LESSON:		
You may use a flip chart or A3 paper to display the learning objectives.		
15 mins - Main: Dominion is having domain, law supreme authority, sovereignty. Merriam-Webster. 2018. <i>dominion</i> . [ONLINE] Available at: https://www.merriam-webster.com/dictionary/dominion . [Accessed 3 July 2019].		
Read the main Scripture text: Psalm 8. O Lord, our Lord, your majestic name fills the earth! Your glory is higher than the heavens. You have taught children and infants to tell of your strength, silencing your enemies and all who oppose you. What are mere mortals that you should think about them, human beings that you should care for them? Yet you made them only a little lower than God and crowned them with glory and honour. You gave them charge of everything you made, putting all things under their authority.		
Create a positive and engaging environment for pupils to read (Bear in mind the different learning styles). Get Pupils to read randomly and pick out key words. Explore the difficult words from the Scriptural Text. Use thinking and learning styles, ask questions and encourage pupils to also ask questions. Allow your pupils time to think and link up the key words.		
10 mins - Discussion of Outcomes: We have a confident hope in Christ. God’s power and dominion is for all who believe in Christ Jesus. God has put all things under the authority of Christ Jesus. We are		

co-heirs of Christ. Thus, we have dominion. It’s also important to remind ourselves that God is love. Dominion means responsibility, service and stewardship. Exhibit dominion by adding value to people, knowing that all people have value.

5 mins - Plenary: Refer to the lesson objectives on the board. Think, pair, share activity to follow (*Think-pair-share (TPS) is a collaborative learning strategy where students work together to solve a problem or answer a question about an assigned reading. This strategy requires students to (1) think individually about a topic or answer to a question; about a topic or answer to a question; and (2) share ideas with classmates*). Pupils should consider Pupils will need to collect information based around the 5 W’s (**Who, What, When, Why, Where**) (This will be done in groups of three and pupils will need to share their information within the group - this allows for differentiation).

Consolidation/Conclusion: Recap whom God gives dominion to. Pray that our light will shine and that people will see Christ in us.

ACTIVITY: Pupils should complete the activity in their workbook.
Getting into groups and create mind maps about dominion and present to the class.
Children should complete the word search and discuss in what ways do they have dominion [Authority, control, dominion, power, influence, rule].

Z	C	Z	R	J	Y	Z	C	K	R	U	Q	T	V	E
U	J	Q	H	Q	T	P	V	C	H	X	Y	N	C	H
E	E	N	C	S	I	G	W	W	N	G	X	N	Q	P
P	U	Z	E	W	R	V	R	C	H	T	E	Y	R	J
C	G	K	E	F	C	H	B	N	R	U	R	U	S	G
W	L	N	N	E	H	B	V	K	L	K	L	C	E	N
E	T	L	T	U	T	W	N	F	T	E	I	Y	L	O
R	Y	C	Z	M	U	B	N	Z	M	T	N	J	L	Y
V	X	V	C	R	A	I	E	C	M	I	N	I	C	N
U	C	R	E	E	Z	F	C	R	Q	E	Z	I	X	R

- SKILLS:**
- **Communication** – Discussion of who God is and how He gives us dominion
 - **Thinking** – Explaining why God gave us dominion, act, think, pair, share activity, feedback and quiz
 - **Numeracy** – list the different things we have dominion over.
 - **Literacy** – Understanding of keywords in the scripture. Check difficult words in the dictionary, and applying to life situations.
 - **ICT** – Creating a poster or do a word search.

RESOURCES: Bible, Pencils and pens, Games, Dictionary, Screen/TV, Internet/Wi-Fi

ASSESSMENT OPPORTUNITIES: Assessment for Learning (AFL): Feedback and Quiz

HOMEWORK: Find Biblical examples of dominion.

NEXT LESSON: Arise and Shine.

Topic: Arise and Shine Scripture: Isaiah 60:1-3 Date: 26/01/2020	Year Group: 9-12 Set: Mixed Ability Boys: ----- Girls: ----- SEND #: ----- Teacher: -----
INCLUSION/DIFFERENTIATION: Special Needs – Please identify and state the pupils with moderate learning difficulties and / or behavioural issues.	
WORK COVERED IN PREVIOUS LESSON: Pupils have been studying the theme ‘ <i>The Path to Glory</i> ’ and have previously learnt “Dominion”	
MEMORY VERSE: Daniel 12:3 Those who are wise will shine as bright as the sky, and those who lead many to righteousness will shine like the stars forever.	
SUCCESS CRITERIA: <ul style="list-style-type: none"> • All pupils should be able to: Understand that God is the shining light. • Most pupils should be able to: Know how to enable God's glorious light to shine through us • Some pupils should be able to: Understand how to lead others to the light. 	
<p>5 mins - Settling Down: Ensure Register is taken, and all children are in safe seating plan/arrangement.</p> <p>5 mins - Starter: Welcome children to the new session. Commit the lesson and the learners in God’s hands. Have construction paper crowns ready for the pupils to colour. Have glittery items ready as well. You can also create a dark place and place ceiling stickers. Ceiling stickers will glow in darkness. Game-based learning is motivating and engaging so use games to capture the attention of your class. Provide resources and approaches to meet all learning styles.</p> <p>DESCRIPTION OF LESSON:</p> <p>You may use a flip chart or A3 paper to display the learning objectives.</p> <p>15 mins - Main: Arise and Shine! The Arky, Arky Song (Rise and Shine) - HERITAGE KIDS Lyrics https://www.youtube.com/watch?v=DSxd9JVE3r4</p> <p>Those who are wise will shine as bright as the sky, and those who lead many to righteousness will shine like the stars forever.</p> <p>Read the main Scripture text: Isaiah 60: 1 –3. “Arise, Jerusalem! Let your light shine for all to see. For the glory of the LORD rises to shine on you. Darkness as black as night covers all the nations of the earth, but the glory of the LORD rises and appears over you. All nations will come to your light; mighty kings will come to see your radiance.</p> <p>Create a positive and engaging environment for pupils to read (Bear in mind the different learning styles). Get Pupils to read randomly and pick out key words. Explore the difficult words from the Scriptural Text. Use thinking and learning styles, ask questions and encourage pupils to also ask questions. Allow your pupils time to think and link up the key words.</p>	

10 mins - Discussion of Outcomes: Where is the light to be found? Jesus Christ is the glory of God – Hebrews 1:3. He radiates God’s glory and expresses the very character of God. In what ways can we allow the light to shine in us? Don’t hide your faith. There is much hopelessness and darkness in the world, but we are called to radiate the light of God so that people sitting in darkness can come to the light of God’s glory. Matthew 5:14-16 “You are the light of the world – like a city on a hilltop that cannot be hidden. No one lights a lamp and puts it under a basket. Instead, a lamp is placed on a stand where it gives light to everyone in the house. In the same way, let your good deeds shine out for all to see so that everyone will praise your heavenly Father.”

5 mins - Plenary: Refer to the lesson objectives on the board. Think, pair, share activity to follow (*Think-pair-share (TPS) is a collaborative learning strategy where students work together to solve a problem or answer a question about an assigned reading. This strategy requires students to (1) think individually about a topic or answer to a question; about a topic or answer to a question; and (2) share ideas with classmates.*). Pupils should consider “Arise and Shine” Pupils will need to collect information based around the 5 W’s (**Who, What, When, Why, Where**) (This will be done in groups of three and pupils will need to share their information within the group - this allows for differentiation).

Consolidation/Conclusion: Quiz to be prepared ahead by the teacher. Those who are wise know their God. They shine in purity, righteousness and glory.

ACTIVITY: Pupils should complete the activity in their workbook.

-Using construction paper creates a bright shining crown.

-Using reflective stickers, self-adhesive cut out in different shapes stickers for your jackets, backpack or as wrist bands or band strips with high visibility.

SKILLS:

- **Communication** – Discussion
- **Thinking** – Discussion Arise and Shine
- **Numeracy** – Suggested activity – search for items that glow
- **Literacy** – Understanding of keywords in the scripture, reading of information from the Bible as part of exercise and recording of information. Check difficult words in the dictionary, and applying to life situations.
- **ICT** – Using the internet to research neon stickers

RESOURCES: Bible, Pencils and pens, Games, Dictionary, Screen/TV, Internet/Wi-Fi, Glow in the Dark Moon & Star Stickers, construction papers, self-adhesive reflective stickers

ASSESSMENT OPPORTUNITIES: Assessment for Learning (AFL): Feedback and Quiz

HOMEWORK: Write about a situation where you have been able to express the glory of God.

NEXT LESSON: Run Away from Sin.

Topic: Run Away from Sin Scripture: 1John 3:3-10 Date: 02/02/2020	Year Group: 9-12 Set: Mixed Ability Boys: ----- Girls: ----- SEND #: ----- Teacher: -----
INCLUSION/DIFFERENTIATION: Special Needs – Please identify and state the pupils with moderate learning difficulties and / or behavioural issues.	
WORK COVERED IN PREVIOUS LESSON: Pupils have been studying the theme ‘ <i>The Path to Glory</i> ’ and have previously learnt “Arise and Shine”.	
MEMORY VERSE: 1John 3:9 Those who have been born into God’s family do not make a practice of sinning, because God’s life ^a is in them. So, they can’t keep on sinning, because they are children of God	
SUCCESS CRITERIA: <ul style="list-style-type: none"> • All pupils should be able to: Know what sin is. • Most pupils should be able to: Understand what it means to overcome the devil. • Some pupils should be able to: Know how to run away from sin. 	
<p>5 mins - Settling Down: Ensure Register is taken, and all children are in safe seating plan/arrangement.</p> <p>5 mins - Starter: Welcome children to the new session. Commit the lesson and the learners in God’s hands. God created the world and saw that it was good. Game-based learning is motivating and engaging so use games to capture the attention of your class. Provide resources and approaches to meet all learning styles.</p>	
DESCRIPTION OF LESSON: <p>You may use a flip chart or A3 paper to display the learning objectives.</p> <p>15 mins - Main: If God created the world and He saw that it was good, how come there is sin? Wait and receive feedback from the pupils. Then explain the fall of Adam. Refer to this later for activities.</p> <p>Read the main Scripture text: 1John 3:3-10. Through Jesus Christ, God reconciles us back to Himself. As many as believed He gave power to become children of God. And you know that Jesus came to take away our sins, and there is no sin in him. Anyone who continues to live in him will not sin. But anyone who keeps on sinning does not know him or understand who he is. Dear children, don’t let anyone deceive you about this: When people do what is right, it shows that they are righteous, even as Christ is righteous. But when people keep on sinning, it shows that they belong to the devil, who has been sinning since the beginning. But the Son of God came to destroy the works of the devil. Create a positive and engaging environment for pupils to read (Bear in mind the different learning styles). Get Pupils to read randomly and pick out key words. Explore the difficult words from the Scriptural Text. Use thinking and learning styles, ask questions and encourage pupils to also ask questions. Allow your pupils time to think and link up the key words.</p>	

10 mins - Discussion of Outcomes: Discuss the outcome of the passage and carry out the activity. God created all things good. Sin entered the world through Adam. For all have sinned and come short of the glory of God. Then Jesus came to wash our sin away. He reconciled us back to the Father.

5 mins - Plenary: Refer to the lesson objectives on the board. Think, pair, share activity to follow (*Think-pair-share (TPS) is a collaborative learning strategy where students work together to solve a problem or answer a question about an assigned reading. This strategy requires students to (1) think individually about a topic or answer to a question; about a topic or answer to a question; and (2) share ideas with classmates*). Pupils should consider “What is Glory?” Pupils will need to collect information based around the 5 W’s (**Who, What, When, Why, Where**) (This will be done in groups of three and pupils will need to share their information within the group - this allows for differentiation).

Consolidation/Conclusion: Quiz to be prepared ahead by the teacher. Humble yourself before God. Resist the devil. Come closer to God.

ACTIVITY: Pupils should complete the activity in their workbook.

Discuss James 4:7 and complete the pepper and soap experiment (*example is in the link below*). Children should sprinkle black pepper in a bowl of water, then add a little soap. Discuss what happens to the pepper when the soap is added.

The water represents our lives, the pepper is like sin, and the soap is like God.

*Though our lives are filled with sin, when God is involved and we submit to Him, the devil will always flee (just as the pepper (**sin**) “ran” away from the soap (**God**), and as believers we’re also able to turn away from sin, as opposed to entertain it. <https://www.youtube.com/watch?v=ho0o7H6dXSU>*

-Make a schematic drawing of “running away from sin”.

-Watch this video on the armour of God: <https://www.youtube.com/watch?v=mawX1wFJZN4>

SKILLS:

- **Communication** – Discussion
- **Thinking** –how we can overcome the devil and who gave us the power to do so, activity, think, pair, share activity, feedback and quiz
- **Numeracy** – Suggested activity – Compare the average weight of a lion and a lamb.
- **Literacy** – Understanding of keywords in the scripture, reading of information from the Bible as part of exercise and recording of information. Check difficult words in the dictionary, and applying to life situations.
- **ICT** – Using the internet to get the YouTube video

RESOURCES: Bible, Pencils and pens, Games, Dictionary, Screen/TV, Internet/Wi-Fi, Bowl, liquid soap, water, black pepper

ASSESSMENT OPPORTUNITIES: Assessment for Learning (AFL): Feedback and Quiz

HOMEWORK: How can you put on the Armour of God in practice?

NEXT LESSON: Knowing the King of Glory

Topic: Be Thankful	Year Group: 9-12	Set: Mixed Ability
Scripture: Luke 17:11-19	Boys: -----	Girls: -----
Date: 09/02/2020	SEND #: -----	Teacher: -----
INCLUSION/DIFFERENTIATION:		
Special Needs – Please identify and state the pupils with moderate learning difficulties and / or behavioural issues.		
WORK COVERED IN PREVIOUS LESSON: Pupils have been studying the theme ‘ <i>The Path to Glory</i> ’ and have previously learnt “Run Away from Sin”		
MEMORY VERSE: 1Thessalonians 5:18		
Be thankful in all circumstances, for this is God’s will for you who belong to Christ Jesus.		
SUCCESS CRITERIA:		
<ul style="list-style-type: none"> • All pupils should be able to: Learn to be thankful. • Most pupils should be able to: Understand why it is important to express gratitude. • Some pupils should be able to: Understand that all good things are gifts from God. 		
5 mins - Settling Down: Ensure Register is taken and all children are in safe seating plan/arrangement.		
5 mins - Starter: Welcome children to the new session. Commit the lesson and the learners in God’s hands. Game-based learning is motivating and engaging so use games to capture the attention of your class. Provide resources and approaches to meet all learning styles.		
DESCRIPTION OF LESSON:		
You may use a flip chart or A3 paper to display the learning objectives.		
15 mins - Main: We do take things and people for granted sometimes. We also complain a lot. I guess it is human nature. But actually we have a lot to be thankful for. Ask the question “What are you thankful for?” Wait and receive feedback from the pupils.		
Read the main Scripture text: Luke 17:11-19. As Jesus continued on toward Jerusalem, As he entered a village there, ten men with leprosy stood at a distance, crying out, “Jesus, Master, have mercy on us!” He looked at them and said, “Go show yourselves to the priests.” And as they went, they were cleansed of their leprosy. One of them, when he saw that he was healed, came back to Jesus, shouting, “Praise God!” He fell to the ground at Jesus’ feet, thanking him for what he had done. This man was a Samaritan. Jesus asked, “Didn’t I heal ten men? Where are the other nine? Has no one returned to give glory to God except this foreigner?” And Jesus said to the man, “Stand up and go. Your faith has healed you.” Create a positive and engaging environment for pupils to read (Bear in mind the different learning styles). Get Pupils to read randomly and pick out key words. Explore the difficult words from the Scriptural Text. Use thinking and learning styles, ask questions and encourage pupils to also ask questions. Allow your pupils time to think and link up the key words.		

10 mins - Discussion of Outcomes: God has blessed us so much – He daily loads us with benefits (Psalm 68:19). For instance, we can be thankful for our health, family, education, salvation, and even the trials we face – for that strengthens our faith! (1 Peter 1:7).

In the main text, we learned that all the lepers were healed; however, the one who came back was also made whole by his faith. Though everyone received an outward cure, only the one who came back to give thanks received the spiritual blessing. James 1:17 says that whatever is good and perfect comes down to us from God our Father.

5 mins - Plenary: Refer to the lesson objectives on the board. Think, pair, share activity to follow (*Think-pair-share (TPS) is a collaborative learning strategy where students work together to solve a problem or answer a question about an assigned reading. This strategy requires students to (1) think individually about a topic or answer to a question; about a topic or answer to a question; and (2) share ideas with classmates*). Pupils should consider Pupils will need to collect information based around the 5 W's (**Who, What, When, Why, Where**) (This will be done in groups of three and pupils will need to share their information within the group - this allows for differentiation).

Consolidation/Conclusion: Quiz to be prepared ahead by the teacher. Praising God shows gratitude which inclines God to bless you more!

ACTIVITY: Pupils should complete the activity in their workbook.

Thanksgiving meal!

Have something (crisps, fruit, juice) for the group to share. Have a thanksgiving meal where you go around the table and share 3 things you are thankful for.

- Make a thankful jar, decorating it however you choose. At the end of each day, write down what you're grateful to God for and slip it in the jar. Regularly look back at all God has done for you and count your blessings.

- Create a thankful tree to visualize everything you have to be thankful for!

SKILLS:

- **Communication** – Discussion
- **Thinking** – Be thankful activity, think, pair, share activity, feedback and quiz
- **Numeracy** – Suggested activity – List 5 things you are thankful for
- **Literacy** – Understanding of keywords in the scripture, reading of information from the Bible as part of exercise and recording of information. Check difficult words in the dictionary and applying to life situations.
- **ICT** – Make a poster of “Be thankful in all circumstances, for this is God’s will for you who belong to Christ Jesus”.

RESOURCES: Bible, Pencils and pens, Games, Dictionary, Screen/TV, Internet/Wi-Fi, crisps, fruits, construction cardboards

ASSESSMENT OPPORTUNITIES: Assessment for Learning (AFL): Feedback and Quiz

HOMEWORK: Finish your thankful jar. At the end of each day, write down what you're grateful to God for and slip it in the jar.

NEXT LESSON: Revision

Topic: Revision 4	Year Group: 9-12	Set: Mixed Ability
Scripture: 1Thessalonians 5:18	Boys: -----	Girls: -----
Date: 16/02/2020	SEND #: ----- Teacher: -----	
INCLUSION/DIFFERENTIATION:		
Special Needs – Please identify and state the pupils with moderate learning difficulties and / or behavioural issues.		
WORK COVERED IN PREVIOUS LESSON: Pupils have been studying the theme ‘ <i>The Path to Glory</i> ’.		
MEMORY VERSE: 1Thessalonians 5:18		
Be thankful in all circumstances, for this is God’s will for you who belong to Christ Jesus.		
SUCCESS CRITERIA:		
<ul style="list-style-type: none"> • QUIZ and Answer Session • Peer Assessment 		
5 mins - Settling Down: Ensure Register is taken and all learners are in safe seating plan/arrangement		
5 mins - Starter: Start with an opening prayer.		
DESCRIPTION OF LESSON:		
Pupils led activity – QUIZ & Answer Session and Peer Assessment		
SKILLS:		
<ul style="list-style-type: none"> • Communication – Discussion Q&A • Thinking – Q&A activity, Think, pair, share activity, feedback and quiz. • Numeracy – Q&A activity • Literacy – Q&A activity • ICT – Q&A 		
RESOURCES: Bible, Dictionaries, pens and pencils, Games, World Map, Games, Screen/TV, Internet/Wi-Fi		
ASSESSMENT OPPORTUNITIES: Assessment for Learning (AFL): Feedback and Quiz		
HOMEWORK: Make a plan of how to know the King of Glory better		
NEXT LESSON: Enrichment Day		

<p>Topic: Enrichment / Interactive Session Developing 21st Century Children’s Teacher and Raising Aspirational Targets of Children</p> <p>Scripture: 1 Peter 4:10</p> <p>Date: 23/02/2020</p>	<p>Year Group: 9-12 Set: Mixed Ability</p> <p>Boys: ----- Girls: -----</p> <p>SEND #: ----- Teacher: -----</p>
<p>INCLUSION/DIFFERENTIATION:</p> <p>Special Needs – Please identify and state the pupils with moderate learning difficulties and / or behavioural issues.</p>	
<p>WORK COVERED IN PREVIOUS LESSON: Pupils have been studying the theme ‘<i>The Path to Glory</i>’</p>	
<p>MEMORY VERSE: 1 Peter 4:10</p> <p>“God has given each of you a gift from his great variety of spiritual gifts. Use them well to serve one another.”</p>	
<p>SUCCESS CRITERIA:</p> <ul style="list-style-type: none"> ▪ Enquiring will include: preparing to use and explore different strategies for learning, developing their own open-ended questions ▪ Today is designated as the “LOCAL CHILDREN’S TEACHER TRAINING DAY”. Teachers to organise a workshop with specialist or other adults within the church as much as they have DBS and fit to work with children. All children’s teachers are expected to work with Parish Pastor and make adequate arrangement for children’s church, etc. Bringing the Local Children’s church state to 21st century compliance as well as resourcing it in FULL. 	
<p>5 mins - Settling Down: Ensure Register is taken and all children are in safe seating plan/arrangement</p> <p>5 mins - Starter: Welcome children to the new session. Commit the lesson and the learners in God’s hands. Game-based learning is motivating and engaging so use games to capture the attention of your class. Provide resources and approaches to meet all learning styles.</p>	
<p>DESCRIPTION OF LESSON:</p> <p>You may use a flip chart or A3 paper to display the learning objectives.</p> <p>The pursuit of excellence and enquiring (Lesson objectives on board as pupils enter); you may use a flip chart or A3 paper to display the learning objectives.</p> <p>15 mins - Main: Throw the question about the pursuit of excellence. What will this mean? What will the pupils like to engage in? What do they like? We have been entrusted by God with gifts to be used to glorify Him.</p>	

Read the main Scripture text: 1 Peter 4:10 “God has given each of you a gift from his great variety of spiritual gifts. Use them well to serve one another.”

We are looking at sharpening our gifts for the Lord’s use. Today we are looking at: principled and enquiring.

Enquiring will include: preparing to use and explore different strategies for learning, developing their own open-ended questions.

Pantomime – Pupils learn about a form which is at the root of British theatre and understand where some techniques were developed from. You can pay a live visit to the theatre This creative and stimulating activity encourages pupils to think imaginatively and creatively about what can be achieved in the theatre. Pupils begin to develop the skills of appreciating theatre and being able to discuss how the story was told and begin to form a vocabulary to enable them to discuss what they have seen. Pupils will later become actively involved in exploring the techniques used to develop their own original piece. This can be a tool for evangelism.

Tie & Dye – Pupils learn the basis of tie and dye.

Principled: show empathy, compassion and respect towards the needs and feelings of others. Play a full and active part in the life of the church and wider community. Take the food we collected to care homes or local food banks. Acceptable items: Canned food, toiletries, pasta, UHT milk, etc. Pray for your community.

ACTIVITY: Group Activity

SKILLS:

- **Communication** – Group work
- **Thinking** – Group work
- **Numeracy** – Group work
- **Literacy** – Group work
- **ICT** – Group work

RESOURCES: Bible, Pencils and pens, Games, Dictionary, Screen/TV, Internet/Wi-Fi, Tie & Dye materials

ASSESSMENT OPPORTUNITIES: Assessment for Learning (AFL): Feedback and Quiz

HOMEWORK: Write out your vision for your life.

NEXT LESSON: Glorifying God with your time

Topic: Glorifying God with Your Time Scripture: Ephesians 5:15-17 Date: 01/03/2020	Year Group: 9-12 Set: Mixed Ability Boys: ----- Girls: ----- SEND #: ----- Teacher: -----
INCLUSION/DIFFERENTIATION: Special Needs – Please identify and state the pupils with moderate learning difficulties and / or behavioural issues.	
WORK COVERED IN PREVIOUS LESSON: Pupils have been studying the theme ‘ <i>The Path to Glory</i> ’ and have previously learnt “Be Thankful”	
MEMORY VERSE: Ecclesiastes 3:1 For everything there is a season, a time for every activity under heaven.	
SUCCESS CRITERIA: <ul style="list-style-type: none"> • All pupils should be able to: Know that life is a gift from God. • Most pupils should be able to: Understand what living wisely means. • Some pupils should be able to: Understand how to glorify God with our time. 	
<p>5 mins - Settling Down: Ensure Register is taken and all children are in safe seating plan/arrangement.</p> <p>5 mins - Starter: Welcome children to the new session. Commit the session and the learners in God’s hands. Ask the pupils if they can remember any nursery rhymes about the clock. You can watch this video https://www.youtube.com/watch?v=qO70nZ7mdKg - Tick Tock Clock Song Fun Circle Time Song for Kids Children Love to Sing. Game-based learning is motivating and engaging so use games to capture the attention of your class. Provide resources and approaches to meet all learning styles.</p> <p>DESCRIPTION OF LESSON: You may use a flip chart or A3 paper to display the learning objectives.</p> <p>15 mins - Main: Ask the question “What is time?”. Wait and receive feedback from the pupils. Start a discussion on How do you spend your time? If your learners are very scientific, or if needed watch https://www.youtube.com/watch?v=yuD34tEpRFw – Time Dilation</p> <p>Ask each young person to write down ten things they have done the previous week. Ask them to estimate the time spent on each activity. Refer back to this activity later on. Chronos - time, pronounced as “krónos” is the root word for chronology.</p> <p>Read the main Scripture text: Ephesians 5:15-17. So be careful how you live. Don’t live like fools, but like those who are wise. Make the most of every opportunity in these evil days. For everything there is a season, a time for every activity under heaven. To recognise this is wisdom. A wise person will determine the appropriate time to pursue any activity. Create a positive and engaging environment for pupils to read (Bear in mind the different learning styles). Get Pupils to read randomly and pick out key words. Explore the difficult words from the Scriptural Text. Use thinking and learning styles, ask questions and encourage pupils to also ask questions. Allow your pupils time to think and link up the key words.</p>	

10 mins - Discussion of Outcomes: Looking at the list of activities written earlier, are there any activity you will consider as a waste of time? Are there activities you will like to spend more or less time on? Does it reflect your time with and for God? My life is a gift from God. So, whatever we do, we do it all for the glory of God. Discuss some of the ways to glorify God. How can I set priorities?

5 mins - Plenary: Refer to the lesson objectives on the board. Think, pair, share activity to follow (*Think-pair-share (TPS) is a collaborative learning strategy where students work together to solve a problem or answer a question about an assigned reading. This strategy requires students to (1) think individually about a topic or answer to a question; about a topic or answer to a question; and (2) share ideas with classmates.*). Pupils should consider “Glorifying God with our time.” Pupils will need to collect information based around the 5 W’s (**Who, What, When, Why, Where**) (This will be done in groups of three and pupils will need to share their information within the group - this allows for differentiation).

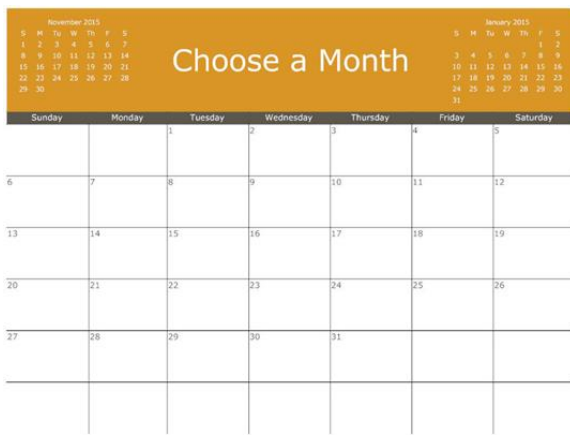
Consolidation/Conclusion: Quiz to be prepared ahead by the teacher. Be wise with your time.

ACTIVITY: Pupils should complete the activity in their workbook.

Create a priority list of what you need to do.

Make a calendar and plan your week using this list.

https://www.mindtools.com/pages/article/newHTE_05.htm



SKILLS:

- **Communication** – Discussion
- **Thinking** – What is time?, activity, think, pair, share activity, feedback and quiz
- **Numeracy** – Suggested activity – how many seconds, minutes and hours are in one week?
- **Literacy** – Understanding of keywords in the scripture. Check difficult words in the dictionary and applying to life situations.
- **ICT** – Using Microsoft Office to create a calendar

RESOURCES: Bible, Pencils and pens, Games, Dictionary, Screen/TV, Internet/Wi-Fi, Papers, Sample calendar

ASSESSMENT OPPORTUNITIES: Assessment for Learning (AFL): Feedback and Quiz

HOMEWORK: Follow the plan you have written and reflect on how effective it was.

NEXT LESSON: The importance of prayer

Topic: The Importance of Prayer Scripture: Luke 18: 1-8 Date: 08/03/2020	Year Group: 9-12 Set: Mixed Ability Boys: ----- Girls: ----- SEND #: ----- Teacher: -----
INCLUSION/DIFFERENTIATION: Special Needs – Please identify and state the pupils with moderate learning difficulties and / or behavioural issues.	
WORK COVERED IN PREVIOUS LESSON: Pupils have been studying the theme ‘ <i>The Path to Glory</i> ’ and have previously learnt “Glorifying God with Your Time”.	
MEMORY VERSE: 1Thessalonians 5:17 Never stop praying.	
SUCCESS CRITERIA: <ul style="list-style-type: none"> • All pupils should be able to: Explain what prayer is. • Most pupils should be able to: Know the importance of prayer. • Some pupils should be able to: Know God hears and attends to our prayers. 	
<p>5 mins - Settling Down: Ensure Register is taken, and all children are in safe seating plan/arrangement.</p> <p>5 mins - Starter: Welcome children to the new session. Commit the session and the learners in God’s hands. You can start talking about communication – reasons why and how we communicate. Game-based learning is motivating and engaging so use games to capture the attention of your class. Provide resources and approaches to meet all learning styles.</p> <p>DESCRIPTION OF LESSON:</p> <p>You may use a flip chart or A3 paper to display the learning objectives.</p> <p>15 mins - Main: Ask the class what prayer is?” Wait and receive feedback from the pupils. Prayer is communicating with God.</p> <p>Read the main Scripture text: Luke 18: 1-8. This is a parable about a persistent widow. The Lord cares and is concerned for widows, orphans, foreigners. God will surely give justice. If an unjust judge will give justice, how much more the righteous judge. Will he not hear his people and answer our prayers? Create a positive and engaging environment for pupils to read (Bear in mind the different learning styles). Get Pupils to read randomly and pick out key words. Explore the difficult words from the Scriptural Text. Use thinking and learning styles, ask questions and encourage pupils to also ask questions. Allow your pupils time to think and link up the key words.</p> <p>10 mins - Discussion of Outcomes: Never stop praying. Think of instances where people prayed. Who prayed and what were they praying for? Read Mark 6:41; Daniel 9:4-5; Philippians 4:6 says Don’t</p>	

worry about anything; instead, pray about everything. Tell God what you need and thank Him for He has done. Prayer could be in praise, confession, giving thanks, asking for help and worship.

5 mins - Plenary: Refer to the lesson objectives on the board. Think, pair, share activity to follow (*Think-pair-share (TPS) is a collaborative learning strategy where students work together to solve a problem or answer a question about an assigned reading. This strategy requires students to (1) think individually about a topic or answer to a question; about a topic or answer to a question; and (2) share ideas with classmates.*) Pupils should consider “What is Prayer and Praying?” Pupils will need to collect information based around the 5 W’s (**Who, What, When, Why, Where**) (This will be done in groups of three and pupils will need to share their information within the group - this allows for differentiation).

Consolidation/Conclusion: Quiz to be prepared ahead by the teacher. Pray over all the needs pasted on the prayer wall. To give structure to pray, think about (ACTS): Adoration, Confession, Thanksgiving, and Supplication. Help them to understand each part.

ACTIVITY: Pupils should complete the activity in their workbook.

Illustrate the act of praying. In a posture of prayer, hold hands together. To remember who or what to pray for, think about your fingers.



Thumb – create love hearts and pray for close family members/loved ones

Index finger – pray for neighbours, teachers, friends.

Middle – create flags of countries in the news this week and write a prayer on the back of each flag.

Ring finger – write prayer points on a football or baseball caps for celebrities & people in authority.

Little finger – write out a personal prayer on colourful post it notes and make a prayer wall.

SKILLS:

- **Communication** – Discussion
- **Thinking** – List of people who prayed, activity, think, pair, share activity, feedback and quiz
- **Numeracy** – Suggested activity – How long is the Wailing Wall in Jerusalem? (488 metres)
- **Literacy** – Understanding of keywords in the scripture, reading of information from the Bible as part of exercise and recording of information. Check difficult words in the dictionary and applying to life situations.
- **ICT** – Using the internet to find circumstances where people prayed and the results.

RESOURCES: Bible, Pencils and pens, Games, Dictionary, Screen/TV, Internet/Wi-Fi, cardboards for flags, baseball caps, footballs

ASSESSMENT OPPORTUNITIES: Assessment for Learning (AFL): Feedback and Quiz

HOMEWORK: Start and end each day with prayer. Write a journal of what you pray about.

NEXT LESSON: Tell others about Jesus.

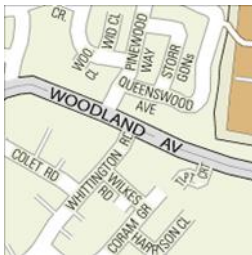
Topic: Tell Others About Jesus Scripture: Matthew 9:35-39 Date: 15/03/2020	Year Group: 9-12 Set: Mixed Ability Boys: ----- Girls: ----- SEND #: ----- Teacher: -----
INCLUSION/DIFFERENTIATION: Special Needs – Please identify and state the pupils with moderate learning difficulties and / or behavioural issues.	
WORK COVERED IN PREVIOUS LESSON: Pupils have been studying the theme ‘ <i>The Path to Glory</i> ’ and have previously learnt “The Importance of Prayer”.	
MEMORY VERSE: Matthew 28:20 Teach these new disciples to obey all the commands I have given you. And be sure of this: I am with you always, even to the end of the age.	
SUCCESS CRITERIA: <ul style="list-style-type: none"> • All pupils should be able to: Learn about the Good News. • Most pupils should be able to: Know how to help others learn about Jesus. • Some pupils should be able to: Understand the importance of helping others to know Jesus. 	
<p>5 mins - Settling Down: Ensure Register is taken, and all children are in safe seating plan/arrangement.</p> <p>5 mins - Starter: Welcome each child by name. Commit the session and the learners in God’s hands. Have a table of products to sell. Ask the pupils what makes a good salesman. Game-based learning is motivating and engaging so use games to capture the attention of your class. Provide resources and approaches to meet all learning styles.</p> <p>DESCRIPTION OF LESSON:</p> <p>You may use a flip chart or A3 paper to display the learning objectives.</p> <p>15 mins - Main: Throw the question about “What makes a good salesman?” to the class. Wait and receive feedback from the pupils. You can watch: https://www.youtube.com/watch?v=suK2A4-HPJ8 Passion for pet products - The Apprentice (2015): Series 11 Episode 4 Preview - BBC One. Ask what they learnt from this video clip.</p> <p>Read the main Scripture text: Matthew 9:35-39. Jesus travelled through all the towns and villages, teaching and announcing the Good News about the Kingdom. He asked us also to go and tell others of the Good News. Create a positive and engaging environment for pupils to read (Bear in mind the different learning styles). Get Pupils to read randomly and pick out key words. Explore the difficult words from the Scriptural Text. Use thinking and learning styles, ask questions and encourage pupils to also ask questions. Allow your pupils time to think and link up the key words. Find synonyms and meaning of the Good News: glad tidings, Gospel, Evangel.</p>	

10 mins - Discussion of Outcomes: How can we help others in learning about Jesus? 1) Know about Jesus – acknowledge, believe and receive Him. 2) Love your neighbour as yourself. 3) Be bold to share our experience with others. What can we learn from the analogy of a salesperson? What are other ways people share important messages? Letter, email, text messages, cards.

5 mins - Plenary: Refer to the lesson objectives on the board. Think, pair, share activity to follow (*Think-pair-share (TPS) is a collaborative learning strategy where students work together to solve a problem or answer a question about an assigned reading. This strategy requires students to (1) think individually about a topic or answer to a question; about a topic or answer to a question; and (2) share ideas with classmates.*) Pupils should consider “Telling others about Jesus” Pupils will need to collect information based around the 5 W’s (**Who, What, When, Why, Where**) (This will be done in groups of three and pupils will need to share their information within the group - this allows for differentiation).

Consolidation/Conclusion: Quiz to be prepared ahead by the teacher. Be bold to tell others about Jesus.

ACTIVITY: Pupils should complete the activity in their workbook.
 Illustrate the gospel using media communication.
 -Scribe and record a 60-second commercial. The product is the Gospel. This can be done in groups.
 - Make a card/tract telling others about Jesus.
 -Trace out the map of the local area where you want the people to learn about Jesus.



Write out prayer points from mission newsletters.

SKILLS:

- **Communication** – Discussion
- **Thinking** – Methods of evangelism, activity, think, pair, share activity, feedback and quiz
- **Numeracy** – Suggested activity – How much could it cost to produce a bible?
- **Literacy** – Understanding of keywords in the scripture, reading of information from the Bible as part of exercise and recording of information. Check difficult words in the dictionary and applying to life situations.
- **ICT** – Using the internet to find out the cost of a bible

RESOURCES: Bible, Pencils and pens, Games, Dictionary, Screen/TV, Internet/Wi-Fi, Voice Recorder, paper, newsletters from missions

ASSESSMENT OPPORTUNITIES: Assessment for Learning (AFL): Feedback and Quiz

HOMEWORK: Create a money bank and collect coins to raise money for Gospel literature.

NEXT LESSON: Know how to prioritize.

Topic: Know How To Prioritize	Year Group: 9-12	Set: Mixed Ability
Scripture: Luke 18: 18-23	Boys: -----	Girls: -----
Date: 22/03/2020	SEND #: ----- Teacher: -----	
INCLUSION/DIFFERENTIATION:		
Special Needs – Please identify and state the pupils with moderate learning difficulties and / or behavioural issues.		
WORK COVERED IN PREVIOUS LESSON: Pupils have been studying the theme ‘ <i>The Path to Glory</i> ’ and have previously learnt “Tell Others About Jesus”.		
MEMORY VERSE: Matthew 6:31-32		
So, don’t worry about these things, saying, ‘What will we eat? What will we drink? What will we wear? These things dominate the thoughts of unbelievers, but your heavenly Father already knows all your needs.		
SUCCESS CRITERIA:		
<ul style="list-style-type: none"> • All pupils should be able to: Learn to love God more than everything else. • Most pupils should be able to: Seek the Kingdom of God first. • Some pupils should be able to: Understand the importance of time planning. 		
5 mins - Settling Down: Ensure Register is taken, and all children are in safe seating plan/arrangement.		
5 mins - Starter: Welcome each child by name. Commit the session and the learners in God’s hands. You can revise lesson 27 – Glorifying God with your time. Game-based learning is motivating and engaging so use games to capture the attention of your class. Provide resources and approaches to meet all learning styles.		
DESCRIPTION OF LESSON:		
You may use a flip chart or A3 paper to display the learning objectives.		
15 mins - Main: An English proverb goes like this “Time and tide wait for no one”. Knowing how to prioritize is a great tool for time planning. First thing first. How do we know if we are devoted to God all the time? Is worshipping God a priority for us? GOD should be our priority number 1.		
Read the main Scripture text: Luke 18:18-23. The story of the rich ruler warns us against trusting in riches. The man asked Jesus what he should do to inherit eternal life. Jesus answered him saying “you know the commandments...” the young man replied that he has always obeyed all these. Jesus responded ... sell all your possessions and give the money to the poor, and you will have treasure in heaven. Create a positive and engaging environment for pupils to read (Bear in mind the different learning styles). Get Pupils to read randomly and pick out key words. Explore the difficult words from the Scriptural Text. Use thinking and learning styles, ask questions and encourage pupils to also ask questions. Allow your pupils time to think and link up the key words.		
10 mins - Discussion of Outcomes: Your time is your life! TIME T -Talents, treasure, teaching/tuition (spiritual/academic/professional) and talking to God (prayer); I – Investment; M –		

Management; **E** - Effects, Effectiveness, Efficacy, Cost effectiveness (productivity). Matthew 6:33 tells us to seek first the Kingdom of God and every other thing will be added.

5 mins - Plenary: Refer to the lesson objectives on the board. Think, pair, share activity to follow. Pupils should consider “Priorities” Pupils will need to collect information based around the 5 W’s (**Who, What, When, Why, Where**) (This will be done in groups of three and pupils will need to share their information within the group - this allows for differentiation).

Consolidation/Conclusion: Tips for planning and prioritizing: Have a to-do- list; get organised –use calendar, diary; eliminate distractions –turn off notification on devices; be realistic of what you want to accomplish, learn to say no, know your most productive moment.

ACTIVITY: Pupils should complete the activity in their workbook.

Stephen R. Covey’s time management matrix categorises our activities into four quadrants.
We spend time in one of these four ways:



Using S. Covey matrix create your own matrix and fill in activities for each quadrant.

Quadrant 1 – urgent and important

Quadrant 2 – not urgent but important

Quadrant 3 – urgent but not important

Quadrant 4 – not urgent and not important

SKILLS:

- **Communication** – Discussion
- **Thinking** – List urgent and important activities, think, pair, share activity, feedback and quiz
- **Numeracy** – Suggested activity – Write out 10 scripture expressing time.
- **Literacy** – Understanding of keywords in the scripture. Check difficult words in the dictionary and applying to life situations.
- **ICT** – Using the internet to find the book “eat that frog” by Brian Tracy.

RESOURCES: Bible, Pencils and pens, Games, Dictionary, Screen/TV, Internet/Wi-Fi

ASSESSMENT OPPORTUNITIES: Assessment for Learning (AFL): Feedback and Quiz

HOMEWORK: Read the book “Eat That Frog” by Brian Tracy.

NEXT LESSON: Dealing With Temptation

Topic: Dealing With Temptation Scripture: Matthew 4: 1-11 Date: 29/03/2020	Year Group: 9-12 Set: Mixed Ability Boys: ----- Girls: ----- SEND #: ----- Teacher: -----
INCLUSION/DIFFERENTIATION: Special Needs – Please identify and state the pupils with moderate learning difficulties and / or behavioural issues.	
WORK COVERED IN PREVIOUS LESSON: Pupils have been studying the theme ‘ <i>The Path to Glory</i> ’ and have previously learnt “Know How To Prioritize”.	
MEMORY VERSE: James 1:12 God blesses those who patiently endure testing and temptation. Afterward, they will receive the crown of life that God has promised to those who love Him.	
SUCCESS CRITERIA: <ul style="list-style-type: none"> • All pupils should be able to: Know how temptation comes. • Most pupils should be able to: Know we have the power to overcome temptation. • Some pupils should be able to: Recognise how to deal with temptation. 	
5 mins - Settling Down: Ensure Register is taken and all children are in safe seating plan/arrangement. 5 mins - Starter: Welcome each child by name. Commit the session and the learners in God’s hands. Game-based learning is motivating and engaging so use games to capture the attention of your class. Provide resources and approaches to meet all learning styles.	
DESCRIPTION OF LESSON: You may use a flip chart or A3 paper to display the learning objectives. 15 mins - Main: Have you been tempted to steal cookies or do what your parents have told you not to do? Have you been tempted to cheat on a test or tell a lie? Wait and receive feedback from the Pupils. Read the main Scripture text: Matthew 4: 1 –11. Then Jesus was led by the Spirit to be tempted there by the devil. While God never tempts us, but He allows temptations to happen. Temptation is the desire or urge or inclination to do something, especially something wrong or unwise. Create a positive and engaging environment for pupils to read (Bear in mind the different learning styles). Get Pupils to read randomly and pick out key words. Explore the difficult words from the Scriptural Text. Use thinking and learning styles, ask questions and encourage pupils to also ask questions. Allow your pupils time to think and link up the key words. 10 mins - Discussion of Outcomes: Temptations are everywhere. Everyone will be tempted at one point or another whether you are at home, in school, online. God offers help through the Holy Spirit to resist and overcome temptations. Temptation comes from our own desires, which entice us and drag us away (James 1:14). So humble yourselves before God. Resist the devil, and he will flee from you (James 4:7).	

5 mins - Plenary: Refer to the lesson objectives on the board. Think, pair, share activity to follow (*Think-pair-share (TPS) is a collaborative learning strategy where students work together to solve a problem or answer a question about an assigned reading. This strategy requires students to (1) think individually about a topic or answer to a question; about a topic or answer to a question; and (2) share ideas with classmates.*). Pupils should consider “Dealing with temptation” Pupils will need to collect information based around the 5 W’s (**Who, What, When, Why, Where**) (This will be done in groups of three and pupils will need to share their information within the group - this allows for differentiation). What did Jesus do? He resisted temptation and quoted the word of God.

Consolidation/Conclusion: Quiz to be prepared ahead by the teacher. God blesses those who patiently endure testing and temptation.

ACTIVITY: Pupils should complete the activity in their workbook.

-Come together as a class to summarise the scripture and share what the story taught us about what God wants us to do.

Tricky Lemonade: Display a tray of cups with lemonade made with salt instead of sugar. Offer the kids a cup (make sure they’re on an easily cleaned surface and near a sink). Allow them to drink the lemonade and express their disgust. Ask: What’s wrong with the lemonade? It looks like normal lemonade. Are you sure that there is something wrong with it? How can it be bad if it looks OK? Sometimes Satan tricks us with sin in the same way. It looks great on the outside, but it really is bad for us.

We are faced with temptations every day. We are asked to flee from every appearance of evil. Write an anagram for the ‘FLEE’.

-Write out the response of Jesus to every temptation.

Write a temptation on a piece of paper, e.g. being violent. Ask each child to take a little piece of paper from the basket and act out the temptation and see if another child can guess what that temptation is. If guessed right, then the child doing the farce will say loudly -- JUST SAY NO TO TEMPTATION. Then another child can take a turn!

SKILLS:

- **Communication** – Discussing what temptation is and how we can deal with it
- **Thinking** – think of diverse temptations, activity, think, pair, share activity, feedback and quiz
- **Numeracy** – Suggested activity – Write out 2 scriptures that will help them resist temptation
- **Literacy** – Understanding of keywords in the scripture, reading of information from the Bible as part of exercise and recording of information. Check difficult words in the dictionary and applying to life situations.

RESOURCES: Bible, Pencils and pens, Games, Dictionary, Screen/TV, Internet/Wi-Fi, Lemonade, salt, cups, basket, papers, scissor

ASSESSMENT OPPORTUNITIES: Assessment for Learning (AFL): Feedback and Quiz

HOMEWORK: Write out and memorize more scripture that will help you resist temptation.

NEXT LESSON: Revision

Topic: Revision Scripture: Matthew 6: 31-33 Date: 05/04/2020	Year Group: 9-12 Set: Mixed Ability Boys: ----- Girls: ----- SEND #: ----- Teacher: -----
INCLUSION/DIFFERENTIATION: Special Needs – Please identify and state the pupils with moderate learning difficulties and / or behavioural issues.	
WORK COVERED IN PREVIOUS LESSON: Pupils have been studying the theme ‘ <i>The Path to Glory</i> ’.	
MEMORY VERSE: Matthew 6:33 Seek the Kingdom of God above all else, and live righteously, and he will give you everything you need.	
SUCCESS CRITERIA: <ul style="list-style-type: none"> • QUIZ and Answer Session • Peer Assessment 	
5 mins - Settling Down: Ensure Register is taken, and all learners are in safe seating plan/arrangement. 5 mins - Starter: Start with an opening prayer.	
DESCRIPTION OF LESSON: Pupils led activity – QUIZ & Answer Session and Peer Assessment Tips for planning and prioritizing: Have a to-do- list; get organised –use calendar, diary; eliminate distractions –turn off notification on devices; be realistic about what you want to accomplish, learn to say no, know your most productive moment.	
SKILLS: <ul style="list-style-type: none"> • Communication – Discussion Q&A • Thinking – Q&A activity, Think, pair, share activity, feedback and quiz. • Numeracy – Q&A activity • Literacy – Q&A activity • ICT – Q&A 	
RESOURCES: Bible, Dictionaries, pens and pencils, Games, World Map, Games, Screen/TV, Internet/Wi-Fi	
ASSESSMENT OPPORTUNITIES: Assessment for Learning (AFL): Feedback and Quiz	
HOMEWORK: Make a deliberate effort to live righteously and reflect on it.	
NEXT LESSON: Be healthy	

Topic: Be Healthy! Scripture: 1 Corinthians 6:19-20 Date: 12/04/2020	Year Group: 9-12 Set: Mixed Ability Boys: ----- Girls: ----- SEND #: ----- Teacher: -----
INCLUSION/DIFFERENTIATION: Special Needs – Please identify and state the pupils with moderate learning difficulties and / or behavioural issues.	
WORK COVERED IN PREVIOUS LESSON: Pupils have been studying the theme ‘ <i>The Path to Glory</i> ’ and have previously learnt “Dealing With Temptation”.	
MEMORY VERSE: 3 John 1:2 Dear friend, I hope all is well with you and that you are as healthy in body as you are strong in spirit.	
SUCCESS CRITERIA: <ul style="list-style-type: none"> • All pupils should be able to: Know that your body is the temple of the Holy Spirit. • Most pupils should be able to: Know how to take care of your body – God’s temple. • Some pupils should be able to: Understand the benefits of taking care of your body. 	
5 mins - Settling Down: Ensure Register is taken, and all children are in safe seating plan/arrangement. 5 mins - Starter: Welcome each child by name. Commit the session and the learners in God’s hands. Game-based learning is motivating and engaging so use games to capture the attention of your class. Provide resources and approaches to meet all learning styles.	
DESCRIPTION OF LESSON: You may use a flip chart or A3 paper to display the learning objectives. 15 mins - Main: Give examples of tenancy rules to abide by in case of renting a property. Wait and receive feedback from the pupils. For example, rent has to be paid according to the rental agreement. It’s a tenant’s responsibility to keep rental property clean and sanitary. The property belongs to the landlord and not the tenant. Read the main Scripture text: 1 Corinthians 6: 19-20. Your body is the temple of the Holy Spirit who lives in you and was given to you by God. You do not belong to yourself. For God bought you with a high price. So you must honour God with your body. Create a positive and engaging environment for pupils to read (Bear in mind the different learning styles). Get Pupils to read randomly and pick out key words. Explore the difficult words from the Scriptural Text. Use thinking and learning styles, ask questions and encourage pupils to also ask questions. Allow your pupils time to think and link up the key words. 10 mins - Discussion of Outcomes: Our life is God’s home. If the Holy Spirit lives in us, what kind of home will He want to have? How should we take care of the home where the Spirit of the Lord lives? We have to abide by the rules of the landlord. Our home manual is the Bible. The rules are summarised	

in 2 points love the Lord with your heart and love your neighbour as yourself. Consider your heart and mind, body and neighbour. Heart – feed on the WORD and renew your mind. Keeping healthy body – appropriate clothing, exercise, eat healthily, sleep well and keep good hygiene. Love and live well with neighbours. You can add more points.

5 mins - Plenary: Refer to the lesson objectives on the board. Think, pair, share activity to follow (*Think-pair-share (TPS) is a collaborative learning strategy where students work together to solve a problem or answer a question about an assigned reading. This strategy requires students to (1) think individually about a topic or answer to a question; about a topic or answer to a question; and (2) share ideas with classmates.*). Pupils should consider “Be healthy” Pupils will need to collect information based around the 5 W’s (**Who, What, When, Why, Where**) (This will be done in groups of three and pupils will need to share their information within the group - this allows for differentiation).

Jeremiah 30: 17 – For, I will restore health to you and heal you of your wounds.

1 Corinthians 10:31 – So whether you eat or drink, or whatever you do, do it all for the glory of God.

1 Timothy 4: 8 – Physical training is good, but training for godliness is much better,

Proverbs 17:22 – a cheerful heart is good medicine, but a broken spirit saps a person’s strength.

Jeremiah 33: 6 – the time will come when I will heal Jerusalem’s wound and give it prosperity and peace.

Consolidation/Conclusion: Quiz to be prepared ahead by the teacher. The benefits of keeping healthy.

Physically being active will keep heart stronger, be more flexible, keep a healthy body weight, improve self-esteem and confidence, have the physical strength to serve the Lord, do well in school, lower the risk of health problems

ACTIVITY: Pupils should complete the activity in their workbook.

Play charades in groups as a competition. Think of a word relating to being healthy, such as a fruit or vegetable, and act out the word. Members of the group will guess.

- Make a poster about being healthy.

SKILLS:

- **Communication** – Discussion
- **Thinking** – List of words from charade, activity, think, pair, share activity, feedback and quiz
- **Numeracy** – Suggested activity – Write out 3 scripture on health and wellbeing.
- **Literacy** – Understanding of keywords in the scripture, reading of information from the Bible as part of exercise and recording of information. Check difficult words in the dictionary and applying to life situations.
- **ICT** – Using the internet, watch tenants from hell video clip.

RESOURCES: Bible, Pencils and pens, Games, Dictionary, Screen/TV, Internet/Wi-Fi

ASSESSMENT OPPORTUNITIES: Assessment for Learning (AFL): Feedback and Quiz

HOMEWORK: Choose a physical challenge you want to complete this week.

NEXT LESSON: God’s Protection

Topic: God's Protection Scripture: John 10:10 Date: 19/04/2020	Year Group: 9-12 Set: Mixed Ability Boys: ----- Girls: ----- SEND #: ----- Teacher: -----
INCLUSION/DIFFERENTIATION: Special Needs – Please identify and state the pupils with moderate learning difficulties and / or behavioural issues.	
WORK COVERED IN PREVIOUS LESSON: Pupils have been studying the theme ' <i>The Path to Glory</i> ' and have previously learnt "Be healthy".	
MEMORY VERSE: Psalm 91:1 He who dwells in the secret place of the Most High shall abide under the shadow of the Almighty.	
SUCCESS CRITERIA: <ul style="list-style-type: none"> • All pupils should be able to: Know God as the Protector. • Most pupils should be able to: Understand that God desires to give abundant life. • Some pupils should be able to: Know that the godly can trust God and have protection. 	
5 mins - Settling Down: Ensure Register is taken, and all children are in safe seating plan/arrangement. 5 mins - Starter: Welcome each child by name. Commit the session and the learners in God's hands. Start with a musical chair game. Game-based learning is motivating and engaging so use games to capture the attention of your class. Provide resources and approaches to meet all learning styles.	
DESCRIPTION OF LESSON: You may use a flip chart or A3 paper to display the learning objectives. 15 mins - Main: If Moses wrote this psalm, we can imagine that he knew a lot of what it is to have God as a shield and protector. God kept them safe journeying even through the red sea. Read the main Scripture text: John 10:10. The psalmist in Psalm 91 expresses confidence in the Almighty God, who provides shelter for all those who take refuge in Him. The glory of the Lord becomes a rear guard (Isaiah 52:12). Contrary to the enemy who is like a roaring lion seeking who to devour, God is a Refuge and a Protector. John 10:10 expresses the words of Christ "the thief's purpose is to steal and kill and destroy. My purpose is to give them a rich and satisfying life" Create a positive and engaging environment for pupils to read (Bear in mind the different learning styles). Get Pupils to read randomly and pick out key words. Explore the difficult words from the Scriptural Text. Use thinking and learning styles, ask questions and encourage pupils to also ask questions. Allow your pupils time to think and link up the key words. 10 mins - Discussion of Outcomes: The Lord is an ancient shelter, open to those who seek refuge in Him. The godly should not be afraid because the Lord watches over them. These promises do not	

guarantee an escape from trouble, but in the midst of trouble, the godly can trust the Lord’s protection and provision.

5 mins - Plenary: Refer to the lesson objectives on the board. Think, pair, share activity to follow (*Think-pair-share (TPS) is a collaborative learning strategy where students work together to solve a problem or answer a question about an assigned reading. This strategy requires students to (1) think individually about a topic or answer to a question; about a topic or answer to a question; and (2) share ideas with classmates.*) Pupils should consider “God’s Protection?” Pupils will need to collect information based around the 5 W’s (**Who, What, When, Why, Where**) (This will be done in groups of three and pupils will need to share their information within the group - this allows for differentiation).

Consolidation/Conclusion: Quiz to be prepared ahead by the teacher. He who dwells in the secret place of the Most High shall abide under the shadow of the Almighty.

ACTIVITY: Pupils should complete the activity in their workbook.

Inscribe a promise of protection on the hand template.



Name: _____

God's Protection

A	S	U	N	D	A	N	T	L	Y	A	T	A	C	A	M	M	D	
R	X	A	L	M	I	G	H	T	Y	K	E	F	E	Y	F	V	Y	S
E	M	F	Q	D	E	V	P	R	O	M	I	S	E	R	M	R	H	
F	P	S	A	L	M	S	R	A	B	I	D	E	G	A	V	W	E	
U	M	C	A	R	E	S	K	L	L	I	F	E	S	I	J	D	L	
G	P	R	O	T	E	C	T	I	O	N	S	H	A	D	O	W	T	
E	Q	O	S	E	C	R	E	T	P	L	A	C	E	F	K	E	E	
P	R	O	T	E	C	T	I	V	E	S	H	A	D	E	K	L	R	
V	T	F	E	S	A	F	E	T	Y	Q	Z	T	A	V	Y	L	F	
G	I	T	B	G	L	O	R	Y	Q	I	T	R	U	S	T	S	U	
Z	Y	R	E	D	E	M	P	T	I	O	N	J	Z	A	R	B	L	
D	M	O	S	T	H	I	G	H	R	E	S	C	U	E	D	V	V	

Find the following words in the puzzle.
Words are hidden → ↓ and ↘

ASIDE	MOSTHIGH	SAFETY
ABUNDANTLY	PROMISE	SECRETPLACE
AFRAID	PROTECTION	SHADOW
ALMIGHTY	PROTECTIVESHADE	SHELTER
CARES	PSALM	TRUST
DWELLS	REDEMPTION	
GLORY	REFUGE	
LIFE	RESCUE	

- Solve the Puzzle

SKILLS:

- **Communication** – Discussion of Psalm 91
- **Thinking** – What are the dangers we are shielded from according to Psalm 91? activity, think, pair, share activity, feedback and quiz
- **Numeracy** – Suggested activity – Write out Psalm 91:7.
- **Literacy** – Understanding of keywords in the scripture, reading of information from the Bible as part of exercise and recording of information. Check difficult words in the dictionary and applying to life situations.
- **ICT** – Using the internet, find The Passion Translation versions of Psalm 91.

RESOURCES: Bible, Pencils and pens, Games, Dictionary, Screen/TV, Internet/Wi-Fi

ASSESSMENT OPPORTUNITIES: Assessment for Learning (AFL): Feedback and Quiz

HOMEWORK: Memorize Psalm 91. You can learn the song ‘under the shadow’ by Nicole C. Mullen

NEXT LESSON: Glorifying God through Giving

Topic: Glorifying God through Giving Scripture: Malachi 3:8-12 Date: 26/04/2020	Year Group: 9-12 Set: Mixed Ability Boys: ----- Girls: ----- SEND #: ----- Teacher: -----
INCLUSION/DIFFERENTIATION: Special Needs – Please identify and state the pupils with moderate learning difficulties and / or behavioural issues.	
WORK COVERED IN PREVIOUS LESSON: Pupils have been studying the theme ‘ <i>The Path to Glory</i> ’ and have previously learnt “God’s Protection”.	
MEMORY VERSE: Luke 6:38 Give and you will receive. Your gift will return to you in full—pressed down, shaken together to make room for more, running over, and poured into your lap. The amount you give will determine the amount you get back.	
SUCCESS CRITERIA: <ul style="list-style-type: none"> • All pupils should be able to: Know all resources come from God. • Most pupils should be able to: Know to glorify God through giving. • Some pupils should be able to: Understand the different ways of giving God glory. 	
<p>5 mins - Settling Down: Ensure Register is taken, and all children are in safe seating plan/arrangement.</p> <p>5 mins - Starter: Welcome each child by name. Commit the session and the learners in God’s hands. You can start with ‘telephone charade’ where the teacher can do an action teach a child and the child teaches another child and so on. Game-based learning is motivating and engaging so use games to capture the attention of your class. Provide resources and approaches to meet all learning styles.</p> <p>DESCRIPTION OF LESSON:</p> <p>You may use a flip chart or A3 paper to display the learning objectives.</p> <p>15 mins - Main: Ask the class “at award ceremony, what do people say when they have received a trophy or award” Wait and receive feedback from the pupils. Most people will say I thank my mum and dad; I thank my mentor and so on. You can watch ‘Thank you Mum for this award video’</p> <p>Read the main Scripture text: Malachi 3:8-12. Malachi appeals to the people to renew their practice of giving to the Lord. Tithes were required offerings. Offerings of additional gifts and contributions also were made to the Lord. Create a positive and engaging environment for pupils to read (Bear in mind the different learning styles). Get Pupils to read randomly and pick out key words. Explore the difficult words from the Scriptural Text. Use thinking and learning styles, ask questions and encourage pupils to also ask questions. Allow your pupils time to think and link up the key words.</p> <p>10 mins - Discussion of Outcomes: We can give time, talent, treasure. After all, God owns all things. We and all that we have belong to the Lord. God is our unlimited source of supply. It is appropriate to</p>	

say thank you to the Lord by giving all these including our praise worship and devotion. When we give to God, God gives to us.

5 mins - Plenary: Refer to the lesson objectives on the board. Think, pair, share activity to follow (*Think-pair-share (TPS) is a collaborative learning strategy where students work together to solve a problem or answer a question about an assigned reading. This strategy requires students to (1) think individually about a topic or answer to a question; about a topic or answer to a question; and (2) share ideas with classmates.*). Pupils should consider “Giving God Glory through Giving” Pupils will need to collect information based around the 5 W’s (**Who, What, When, Why, Where**) (This will be done in groups of three and pupils will need to share their information within the group - this allows for differentiation).

Consolidation/Conclusion: Quiz to be prepared ahead by the teacher. The first gift required is life. Giving is an act of worship. God loves cheerful givers. Give in church and give to those in need.

ACTIVITY: Pupils should complete the activity in their workbook.

Go to Wordart.com and generate a word cloud about glorifying God through giving.



Design a money box.

SKILLS:

- **Communication** – Discussion
- **Thinking** – List ways of giving, activity, think, pair, share activity, feedback and quiz
- **Numeracy** – Suggested activity – What percentage of our income is tithe?
- **Literacy** – Understanding of keywords in the scripture, reading of information from the Bible as part of exercise and recording of information. Check difficult words in the dictionary and applying to life situations.
- **ICT** – Use Wordart.com to create a word cloud.

RESOURCES: Bible, Pencils and pens, Games, Dictionary, Screen/TV, Internet/Wi-Fi

ASSESSMENT OPPORTUNITIES: Assessment for Learning (AFL): Feedback and Quiz

HOMEWORK: Make the money box you designed in class.

NEXT LESSON: The Names of Jesus (Part 1)

Topic: The Names of Jesus (Part 1) Scripture: Philippians 2:6-11 Date: 03/05/2020	Year Group: 9-12 Set: Mixed Ability Boys: ----- Girls: ----- SEND #: ----- Teacher: -----
INCLUSION/DIFFERENTIATION: Special Needs – Please identify and state the pupils with moderate learning difficulties and / or behavioural issues.	
WORK COVERED IN PREVIOUS LESSON: Pupils have been studying the theme ‘ <i>The Path to Glory</i> ’ and have previously learnt “Glorifying God Through Giving”.	
MEMORY VERSE: Revelation 22:13 “I am the Alpha and the Omega, the First and the Last, the Beginning and the End.”	
SUCCESS CRITERIA: <ul style="list-style-type: none"> • All pupils should be able to: Know Jesus as the name above all names – the Saviour. • Most pupils should be able to: Learn to be humble. • Some pupils should be able to: Know Jesus as the Beginning and the End. 	
<p>5 mins - Settling Down: Ensure Register is taken and all children are in safe seating plan/arrangement.</p> <p>5 mins - Starter: Welcome each child by name. Commit the year and the learners in God’s hands. Have music playing quietly: https://www.youtube.com/watch?v=EVgW8h_BhwM Jesus, what a beautiful name, Son of God, Son of Man (Hillsong Worship). Ask the pupils for the characteristics of an arrogant teacher or ruler. Game-based learning is motivating and engaging so use games to capture the attention of your class. Provide resources and approaches to meet all learning styles.</p> <p>DESCRIPTION OF LESSON:</p> <p>You may use a flip chart or A3 paper to display the learning objectives.</p> <p>15 mins - Main: What do you say Jesus is? Wait and receive feedback from the pupils. Jesus is Lord. Like all of us He has got names.</p> <p>Read the main Scripture text: Philippians 2:6-11. Jesus! Though he was God, He did not think of equality with God as something to cling to. Therefore, God elevated Him and gave Him the name above all other names, that at the name of Jesus every knee should bow in heaven and on earth.. and every tongue confess that Jesus Christ is Lord to the glory of God the Father. Create a positive and engaging environment for pupils to read (Bear in mind the different learning styles). Get Pupils to read randomly and pick out key words. Explore the difficult words from the Scriptural Text. Use thinking and learning styles, ask questions and encourage pupils to also ask questions. Allow your pupils time to think and link up the key words.</p>	

10 mins - Discussion of Outcomes: As great as He is, He was not arrogant. When he appeared in human form, he humbled himself in obedience to God. Great attributes to learn from. Christ is the glory of God – Hebrews 1:3. He radiates God’s glory and expresses the very character of God. He is The Alpha and Omega, the First and the Last, the Beginning and the End. Give your life to Him today.

5 mins - Plenary: Refer to the lesson objectives on the board. Think, pair, share activity to follow (*Think-pair-share (TPS) is a collaborative learning strategy where students work together to solve a problem or answer a question about an assigned reading. This strategy requires students to (1) think individually about a topic or answer to a question; about a topic or answer to a question; and (2) share ideas with classmates.*) Pupils should consider “Jesus – The Alpha and Omega?” Pupils will need to collect information based around the 5 W’s (**Who, What, When, Why, Where**) (This will be done in groups of three and pupils will need to share their information within the group - this allows for differentiation). Alpha is the first letter in Greek (**α, A** and Omega is the last letter **ω, Ω**)

Consolidation/Conclusion: Quiz to be prepared ahead by the teacher. Jesus is the Beginning and the End.

ACTIVITY: Pupils should complete the activity in their workbook.

- Make a bracelet using beads with the names of Jesus.
- Make a paper chain belt using with the names of Jesus on the strips.
- Complete the puzzle.

Name: _____

The Names of Jesus



Find the following words in the puzzle.
Words are hidden and

- | | | | |
|---------------|---------------|---------------|---------|
| ALPHAANDOMEGA | MESSIAH | THEEND | THEWORD |
| BREADOFLIFE | PRINCEOFPEACE | THEFIRST | |
| EMMANUEL | RISENLORD | THEHIGHPRIEST | |
| GOODSHEPHERD | SAVIOUR | THELAMBOFGOD | |
| IAM | SONOFGOD | THELAST | |
| JESUSCHRIST | SONOFMAN | THELIFE | |
| KINGOFKINGS | THEBEGINNING | THETRUTH | |
| LORDOFLORDS | THEBREAD | THEWAY | |

SKILLS:

- **Communication** – Discussion
- **Thinking** – List of names of Jesus, activity, think, pair, share activity, feedback and quiz
- **Literacy** – Understanding of keywords in the scripture, reading of information from the Bible as part of exercise and recording of information. Check difficult words in the dictionary and applying to life situations.
- **ICT** – Using the internet, find the video link for the music – Jesus what a beautiful name.

RESOURCES: Bible, Pencils and pens, Games, Dictionary, Screen/TV, Internet/Wi-Fi

ASSESSMENT OPPORTUNITIES: Assessment for Learning (AFL): Feedback and Quiz

HOMEWORK: Find 5 names of Jesus you didn't know before.

NEXT LESSON: The Names of Jesus (Part 2)

Topic: The Names of Jesus (Part 2) Scripture: Matthew 1:18-25 Date: 10/05/2020	Year Group: 9-12 Set: Mixed Ability Boys: ----- Girls: ----- SEND #: ----- Teacher: -----
INCLUSION/DIFFERENTIATION: Special Needs – Please identify and state the pupils with moderate learning difficulties and / or behavioural issues.	
WORK COVERED IN PREVIOUS LESSON: Pupils have been studying the theme ‘ <i>The Path to Glory</i> ’ and have previously learnt “The Names of Jesus (Part 1)”.	
MEMORY VERSE: Isaiah 7:14 All right then, the Lord himself will give you the sign. Look! The virgin will conceive a child! She will give birth to a son, and will call him Immanuel (which means ‘God is with us’).	
SUCCESS CRITERIA: <ul style="list-style-type: none"> • All pupils should be able to: Know Jesus was born in the flesh. • Most pupils should be able to: Know Jesus came to save the world from their sin. • Some pupils should be able to: Know God is always with us. 	
<p>5 mins - Settling Down: Ensure Register is taken and all children are in safe seating plan/arrangement.</p> <p>5 mins - Starter: Welcome each child by name. Commit the session and the learners in God’s hands. Hula hoops game/exercise is a good start for an ice breaker. Game-based learning is motivating and engaging so use games to capture the attention of your class. Provide resources and approaches to meet all learning styles.</p> <p>DESCRIPTION OF LESSON:</p> <p>You may use a flip chart or A3 paper to display the learning objectives.</p> <p>15 mins - Main: Ask the class if they learnt the song from last week. Go over the words and discuss this.</p> <p>Read the main Scripture text: Matthew 1:18-25 Mary, the mother of Jesus was engaged to be married to Joseph. She was a virgin when she became pregnant through the power of The Holy Spirit. An angel appeared to Joseph in a dream and told him not to be afraid to take Mary as his wife. For the child within her was conceived by the Holy Spirit. And she will have a son, and Joseph and Mary are to name the son Jesus, for He will save his people from their sins. Create a positive and engaging environment for pupils to read (Bear in mind the different learning styles). Get Pupils to read randomly and pick out key words. Explore the difficult words from the Scriptural Text. Use thinking and learning styles, ask questions and encourage pupils to also ask questions. Allow your pupils time to think and link up the key words.</p> <p>10 mins - Discussion of Outcomes: Jesus is the Greek form of the Hebrew name that means ‘The Lord saves’. It denotes HE, Jesus will save his people from their sins.</p>	

5 mins - Plenary: Refer to the lesson objectives on the board. Think, pair, share activity to follow (*Think-pair-share (TPS) is a collaborative learning strategy where students work together to solve a problem or answer a question about an assigned reading. This strategy requires students to (1) think individually about a topic or answer to a question; about a topic or answer to a question; and (2) share ideas with classmates*). Pupils should consider “The Names of Jesus?” Pupils will need to collect information based around the 5 W’s (**Who, What, When, Why, Where**) (This will be done in groups of three and pupils will need to share their information within the group - this allows for differentiation).

Plot a theme! What happened (Plot)? What does it mean (Theme)? Plotting a theme is like writing a story. The theme of a story is what the author is trying to convey.

Consolidation/Conclusion: Quiz to be prepared ahead by the teacher. Remember, Immanuel which means ‘God is with us’. Jesus saves!

ACTIVITY: Pupils should complete the activity in their workbook.

Design a banner to tell others about the birth of Jesus.

-unscramble these:

Name: _____ Class: _____ Date: _____

sentence scrambler

These sentences have been scrambled. Can you put them in the correct order?

1 All give then, child a himself will She Immanuel the sign, right The virgin(s) will conceive a the means call give you birth to son and will Lord! him is (which Lord! God will with us).

Name: _____

Word Scramble

Unscramble the words.

1. lat _____	12. leh _____
2. hgtir _____	13. vgrin _____
3. rnat _____	14. lrv _____
4. vrl _____	15. eevoumrl _____
5. loof _____	16. ol _____
6. ihlmde _____	17. looh _____
7. lvel _____	18. olun _____
8. lrge _____	19. vll _____
9. uoy _____	20. olc _____
10. leh _____	21. nre _____
11. gnl _____	22. Erroumke _____

Word Box

Virgin	Him	Lord	and
the	a	Himself	sign
will	Emmanuel	you	the
call	the	child	will
right	All	will	then
conceive	give		

SKILLS:

- **Communication** – Discussion
- **Thinking** – Plot the theme, activity, think, pair, share activity, feedback and quiz
- **Numeracy** – Suggested activity – Find timeline for the birth of Jesus.
- **Literacy** – Understanding of keywords in the scripture, reading of information from the Bible as part of exercise and recording of information. Check difficult words in the dictionary, and applying to life situations.
- **ICT** – Using the internet to find timeline for the birth of Jesus.

RESOURCES: Bible, Pencils and pens, Games, Dictionary, Screen/TV, Internet/Wi-Fi, banners, ribbons, decorative ornaments, traced letters, Hula hoops

ASSESSMENT OPPORTUNITIES: Assessment for Learning (AFL): Feedback and Quiz

HOMEWORK: Make the banner you designed to tell others about the birth of Jesus.

NEXT LESSON: Revision

Topic: Revision 6	Year Group: 9-12	Set: Mixed Ability
Scripture: Philippians 2:6-11	Boys: -----	Girls: -----
Date: 17/05/2020	SEND #: -----	Teacher: -----
INCLUSION/DIFFERENTIATION:		
Special Needs – Please identify and state the pupils with moderate learning difficulties and / or behavioural issues.		
WORK COVERED IN PREVIOUS LESSON: Pupils have been studying the theme ‘ <i>The Path to Glory</i> ’.		
MEMORY VERSE: Philippians 2:10-11		
That at the name of Jesus every knee should bow, in heaven and on earth and under the earth, and every tongue declare that Jesus Christ is Lord, to the glory of God the Father.		
SUCCESS CRITERIA:		
<ul style="list-style-type: none"> • QUIZ and Answer Session • Peer Assessment 		
5 mins – Settling Down: Ensure Register is taken, and all learners are in safe seating plan/arrangement		
5 mins – Starter: Start with an opening prayer.		
DESCRIPTION OF LESSON:		
Pupils led activity – QUIZ & Answer Session and Peer Assessment		
SKILLS:		
<ul style="list-style-type: none"> • Communication – Discussion Q&A • Thinking – Q&A activity, Think, pair, share activity, feedback and quiz. • Numeracy – Q&A activity • Literacy – Q&A activity • ICT – Q&A 		
RESOURCES: Bible, Dictionaries, pens and pencils, Games, World Map, Games, Screen/TV, Internet/Wi-Fi		
ASSESSMENT OPPORTUNITIES: Assessment for Learning (AFL): Feedback and Quiz		
HOMEWORK: Memorise Philippians 2:8-9		
NEXT LESSON: Enrichment Day		

Topic: Enrichment /Interactive Session 3	Year Group: 9-12	Set: Mixed Ability
Scripture: Galatians 6:10	Boys: -----	Girls: -----
Date: 24/05/2020	SEND #: -----	Teacher: -----
INCLUSION/DIFFERENTIATION:		
Special Needs – Please identify and state the pupils with moderate learning difficulties and / or behavioural issues.		
WORK COVERED IN PREVIOUS LESSON: Pupils have been studying the theme ‘ <i>The Path to Glory</i> ’.		
MEMORY VERSE: Galatians 6:10		
“Therefore, whenever we have the opportunity, we should do good to everyone – especially to those in the family of faith.”		
SUCCESS CRITERIA:		
<ul style="list-style-type: none"> • The pursuit of excellence: African Missions – show empathy, compassion and respect towards the needs and feelings of others. 		
5 mins – Settling Down: Ensure Register is taken. 5 mins – Starter: Welcome each child by name.		
DESCRIPTION OF LESSON:		
You may use a flip chart or A3 paper to display the learning objectives.		
The pursuit of excellence – African Missions (Lesson objectives on board as pupils enter); you may use a flip chart or A3 paper to display the learning objectives.		
15 mins – Main: The story of African Missions		
Read the main Scripture text: Galatians 6:10 “Therefore, whenever we have the opportunity, we should do good to everyone – especially to those in the family of faith.” NLT.		
Principled: show empathy, compassion and respect towards the needs and feelings of others. How can you play a full and active part in this mission? Could you give financial support or support in kind? Pray for African Missions.		
ACTIVITY: Group Activity		
SKILLS: Communication, Thinking, Numeracy, Literacy, ICT.		
RESOURCES: Bible, Pencils and pens, Games, Dictionary, Screen/TV, Internet/Wi-Fi		
ASSESSMENT OPPORTUNITIES: Assessment for Learning (AFL): Feedback and Quiz		
HOMEWORK: What could you do to help missionaries in Africa?		
NEXT LESSON: Hard work pays off.		

Topic: Hard Work Pays Off! Scripture: Genesis 26:12-14 Date: 31/05/2020	Year Group: 9-12 Set: Mixed Ability Boys: ----- Girls: ----- SEND #: ----- Teacher: -----
INCLUSION/DIFFERENTIATION: Special Needs – Please identify and state the pupils with moderate learning difficulties and / or behavioural issues.	
WORK COVERED IN PREVIOUS LESSON: Pupils have been studying the theme ‘ <i>The Path to Glory</i> ’ and have previously learnt “The Names of Jesus (Part 2)”.	
MEMORY VERSE: Proverbs 12:11 A hard worker has plenty of food, but a person who chases fantasies has no sense.	
SUCCESS CRITERIA: <ul style="list-style-type: none"> • All pupils should be able to: Know that hard work pays off. • Most pupils should be able to: Explain that effort must be put in order to succeed. • Some pupils should be able to: Understand that God blesses the work of our hands. 	
<p>5 mins - Settling Down: Ensure Register is taken and all children are in safe seating plan/arrangement.</p> <p>5 mins - Starter: Welcome each child by name. Commit the year and the learners in God’s hands. You can start with music It wasn’t easy by Cece Winans https://www.youtube.com/watch?v=JKxC8LgYH_4 Game-based learning is motivating and engaging so use games to capture the attention of your class. Provide resources and approaches to meet all learning styles.</p>	
DESCRIPTION OF LESSON: <p>You may use a flip chart or A3 paper to display the learning objectives.</p> <p>15 mins - Main: Ask pupils if they have any experience in working hard and succeeding. Wait and receive feedback from the pupils.</p> <p>Read the main Scripture text: Genesis 26:12-14. Isaac lived in the land as a temporary settler. Even then he enjoyed abundant prosperity because of God’s Blessing. His crops flourished and he became very rich. Saying that, Isaac suffered so much opposition but he persisted and worked hard. He was even asked to leave the land of Gerar. Isaac then moved away there to Gerar Valley. There he reopened the wells his father had dug. Create a positive and engaging environment for pupils to read (Bear in mind the different learning styles). Get Pupils to read randomly and pick out key words. Explore the difficult words from the Scriptural Text. Use thinking and learning styles, ask questions and encourage pupils to also ask questions. Allow your pupils time to think and link up the key words.</p> <p>10 mins - Discussion of Outcomes: God was blessing Isaac and that blessing could not be hindered. Nevertheless, Isaac worked hard, he was consistent and patient. We may come across trials, oppositions and challenges, but we have to persevere. We have to put in all effort and trust God that</p>	

He will help and prosper the work of our hands as He promised. Deuteronomy 8:18 - Remember the Lord your God. He is the one who gives you power to be successful, in order to fulfil the covenant he confirmed to your ancestors with an oath. Isaac worked hard and was blessed. We can put our trust in Him and keep working hard. In spite of difficulties, he can bless us.

5 mins - Plenary: Refer to the lesson objectives on the board. Think, pair, share activity to follow (*Think-pair-share (TPS) is a collaborative learning strategy where students work together to solve a problem or answer a question about an assigned reading. This strategy requires students to (1) think individually about a topic or answer to a question; about a topic or answer to a question; and (2) share ideas with classmates*). Pupils should consider ‘Hard Work Pays Off’ Pupils will need to collect information based around the 5 W’s (**Who, What, When, Why, Where**) (This will be done in groups of three and pupils will need to share their information within the group - this allows for differentiation). Isaac was guided and he followed instructions. Isaac worked hard, persistent and was blessed.

Consolidation/Conclusion: Quiz to be prepared ahead by the teacher. A hard worker has plenty of food.

ACTIVITY: Pupils should complete the activity in their workbook.



The City of Gerar During the Time of Abraham (<https://www.bible-history.com/studybible/Genesis/26/>)

- Sketch out the city of Gerar.
- Create a comic strip of the story.
- Create a poster of lessons learnt from Isaac.

SKILLS:

- **Communication** – Discussion
- **Thinking** – Plot the theme, activity, think, pair, share activity, feedback and quiz
- **Numeracy** – Suggested activity – How many wells did Isaac dig?
- **Literacy** – Understanding of keywords in the scripture, reading of information from the Bible as part of exercise and recording of information. Check difficult words in the dictionary, and applying to life situations.
- **ICT** – Using the internet, find more about Gerar.

RESOURCES: Bible, Pencils and pens, Games, Dictionary, Screen/TV, Internet/Wi-Fi

ASSESSMENT OPPORTUNITIES: Assessment for Learning (AFL): Feedback and Quiz

HOMEWORK: Write a paragraph about the hard work Nehemiah did.

NEXT LESSON: Learn to appreciate others.

<p>Topic: Learn To Appreciate Others</p> <p>Scripture: 1 Thessalonians 5:11-15</p> <p>Date: 07/06/2020</p>	<p>Year Group: 9-12 Set: Mixed Ability</p> <p>Boys: ----- Girls: -----</p> <p>SEND #: ----- Teacher: -----</p>
<p>INCLUSION/DIFFERENTIATION:</p> <p>Special Needs – Please identify and state the pupils with moderate learning difficulties and / or behavioural issues.</p>	
<p>WORK COVERED IN PREVIOUS LESSON: Pupils have been studying the theme ‘<i>The Path to Glory</i>’ and have previously learnt “Hard Work Pays Off”.</p>	
<p>MEMORY VERSE: 1 Thessalonians 5:11</p> <p>So encourage each other and build each other up, just as you are already doing.</p>	
<p>SUCCESS CRITERIA:</p> <ul style="list-style-type: none"> • All pupils should be able to: Learn to appreciate others. • Most pupils should be able to: Encourage others unto good works. • Some pupils should be able to: Learn to build others than self. 	
<p>5 mins - Settling Down: Ensure Register is taken and all children are in safe seating plan/arrangement.</p> <p>5 mins - Starter: Welcome each child by name. Commit the session and the learners in God’s hands. Have encouraging words written on post it notes or post cards and give one to each child. Game-based learning is motivating and engaging so use games to capture the attention of your class. Provide resources and approaches to meet all learning styles.</p> <p>DESCRIPTION OF LESSON:</p> <p>You may use a flip chart or A3 paper to display the learning objectives.</p> <p>15 mins - Main: Ask the class how they feel when parents miss their game or presentation. Wait and receive feedback from the pupils.</p> <p>Read the main Scripture text: 1 Thessalonians 5:11-15. So encourage each other and build each other up... Honour those who are your leaders...show them great respect and wholehearted love...live peacefully with each other. Create a positive and engaging environment for pupils to read (Bear in mind the different learning styles). Get Pupils to read randomly and pick out key words. Explore the difficult words from the Scriptural Text. Use thinking and learning styles, ask questions and encourage pupils to also ask questions. Allow your pupils time to think and link up the key words.</p> <p>10 mins - Discussion of Outcomes: To build a wall, there is a need for bricks. No brick stands alone. One brick surrounds itself with 6 other bricks. Just like this, no one is an island. We are encouraged to build each other up. There are several ways to build up. love people; listen to them; honour them;</p>	

recognise them, appreciate them – expressing gratitude, write a note of appreciation; giving compliments- recognising the gift of God in them; encourage them into good works; show up at their events and support them; be wise in your communication.

5 mins - Plenary: Refer to the lesson objectives on the board. Think, pair, share activity to follow (*Think-pair-share (TPS) is a collaborative learning strategy where students work together to solve a problem or answer a question about an assigned reading. This strategy requires students to (1) think individually about a topic or answer to a question; about a topic or answer to a question; and (2) share ideas with classmates.*) Pupils should consider “Learn to Appreciate Others” Pupils will need to collect information based around the 5 W’s (**Who, What, When, Why, Where**) (This will be done in groups of three and pupils will need to share their information within the group - this allows for differentiation).

Consolidation/Conclusion: Quiz to be prepared ahead by the teacher. Death and Life are in the power of the tongue. Decide now to be a person who speaks life into others. Take tender care of those who are weak.

ACTIVITY: Pupils should complete the activity in their workbook.

-Pair up and write two good things about the other person. Stick this to their back and let them guess what you wrote. (*please carry out a risk assessment before this game*)

-Make a poster of building bricks showing the 6 groups of people you are surrounded with.



SKILLS:

- **Communication** – Discussion
- **Thinking** – What other elements are used in building? activity, think, pair, share activity, feedback and quiz
- **Numeracy** – Suggested activity – List the different ways of appreciating others.
- **Literacy** – Understanding of keywords in the scripture, reading of information from the Bible as part of exercise and recording of information. Check difficult words in the dictionary and applying to life situations.
- **ICT** – Using the internet, find architectural designs and building.

RESOURCES: Bible, Pencils and pens, Games, Dictionary, Screen/TV, Internet/Wi-Fi, safety pins, post-it-notes

ASSESSMENT OPPORTUNITIES: Assessment for Learning (AFL): Feedback and Quiz

HOMEWORK: Be alert and intentional to notice strangers. Choose to bless someone!

NEXT LESSON: Desire the Fruit of the Spirit.

Topic: Desire the Fruit of the Spirit Scripture: Romans 14:17-19 Date: 14/06/2020	Year Group: 9-12 Set: Mixed Ability Boys: ----- Girls: ----- SEND #: ----- Teacher: -----
INCLUSION/DIFFERENTIATION: Special Needs – Please identify and state the pupils with moderate learning difficulties and / or behavioural issues.	
WORK COVERED IN PREVIOUS LESSON: Pupils have been studying the theme ‘ <i>The Path to Glory</i> ’ and have previously learnt “Learn To Appreciate Others”.	
MEMORY VERSE: Galatians 5:22-23 But the Holy Spirit produces this kind of fruit in our lives: love, joy, peace, patience, kindness, goodness, faithfulness, gentleness, and self-control. There is no law against these things!	
SUCCESS CRITERIA: <ul style="list-style-type: none"> • All pupils should be able to: Explain what the Kingdom of God is. • Most pupils should be able to: Know the fruit of the Spirit. • Some pupils should be able to: Learn to please God. 	
<p>5 mins - Settling Down: Ensure Register is taken and all children are in safe seating plan/arrangement.</p> <p>5 mins - Starter: Welcome each child by name. Commit the session and the learners in God’s hands. You can show pictures of fruits or have real fruits. Allow them to eat from these fruits if they choose to. Game-based learning is motivating and engaging so use games to capture the attention of your class. Provide resources and approaches to meet all learning styles.</p> <p>DESCRIPTION OF LESSON: You may use a flip chart or A3 paper to display the learning objectives.</p> <p>15 mins - Main: Throw this scenario to the class. Wait and receive feedback from the pupils: (You have invited your best friend to your party. Your friend turned up. They didn’t care about you. They came and ate food and left. How will you feel?).</p> <p>Read the main Scripture text: Romans 14:17-19. For the Kingdom of God is not a matter of what we eat or drink, but of living a life of goodness and peace and joy in the Holy Spirit. If you serve Christ with this attitude, you will please God. The Holy Spirit produces this kind of fruit in our lives: love, joy, peace, patience, kindness, goodness, faithfulness, gentleness, and self-control. Create a positive and engaging environment for pupils to read (Bear in mind the different learning styles). Get Pupils to read randomly and pick out key words. Explore the difficult words from the Scriptural Text. Use thinking and learning styles, ask questions and encourage pupils to also ask questions. Allow your pupils time to think and link up the key words.</p>	

10 mins - Discussion of Outcomes: First thing first. Seek first the Kingdom of God. Our focus is on the kingdom not food or drink. The Holy Spirit produces a life pleasing to God.

5 mins - Plenary: Refer to the lesson objectives on the board. Think, pair, share activity to follow (*Think-pair-share (TPS) is a collaborative learning strategy where students work together to solve a problem or answer a question about an assigned reading. This strategy requires students to (1) think individually about a topic or answer to a question; about a topic or answer to a question; and (2) share ideas with classmates.*). Pupils should consider “Desire the Fruit of the Spirit” Pupils will need to collect information based around the 5 W’s (**Who, What, When, Why, Where**) (This will be done in groups of three and pupils will need to share their information within the group - this allows for differentiation). Focus on the most important thing – The Kingdom of God. This is seen in our relationship with God and others. Desire to be pleasing unto God so that the Holy Spirit can produce in us the fruit mentioned.

Consolidation/Conclusion: Quiz to be prepared ahead by the teacher. Colossians 1: 9-10 “...We ask God to give you complete knowledge of his will and to give you spiritual wisdom and understanding. Then the way you live will always honour and please the Lord, and your lives will produce every kind of good fruit...”

ACTIVITY: Pupils should complete the activity in their workbook.

-Draw a fruit basket and write the fruit of the Spirit.

-Make a table mat – On A3 paper, write out the memory verse and cut and paste the fruits to decorate. Laminate afterwards and give this to each child to take home.

-Make a poster on how to please God and walk according to love.



-Pair each fruit with an attribute on a post it note and give one to each child. Ask why it is important to have that attitude in their own lives.

SKILLS:

- **Communication** – Discussion
- **Thinking** – How can we please God? activity, think, pair, share activity, feedback and quiz
- **Numeracy** – Suggested activity – How many attributes are mentioned as fruit of the Spirit?
- **Literacy** – Understanding of keywords in the scripture, reading of information from the Bible as part of exercise and recording of information. Check difficult words in the dictionary and applying to life situations.
- **ICT** – Using the internet, find the fruits for the season in your area.

RESOURCES: Bible, Pencils and pens, Games, Dictionary, Screen/TV, Internet/Wi-Fi, laminator, A3 papers

ASSESSMENT OPPORTUNITIES: Assessment for Learning (AFL): Feedback and Quiz

HOMEWORK: Memorise Galatians 5:22-23

NEXT LESSON: Glorifying God Through Testimony

Topic: Glorifying God Through Testimony Scripture: John 4:28-42 Date: 21/06/2020	Year Group: 9-12 Set: Mixed Ability Boys: ----- Girls: ----- SEND #: ----- Teacher: -----
INCLUSION/DIFFERENTIATION: Special Needs – Please identify and state the pupils with moderate learning difficulties and / or behavioural issues.	
WORK COVERED IN PREVIOUS LESSON: Pupils have been studying the theme ‘ <i>The Path to Glory</i> ’ and have previously learnt “Desire The Fruit of the Spirit”.	
MEMORY VERSE: Revelation 12:11 And they have defeated him by the blood of the Lamb and by their testimony. And they did not love their lives so much that they were afraid to die.	
SUCCESS CRITERIA: <ul style="list-style-type: none"> • All pupils should be able to: Know that personal experience with Christ matters. • Most pupils should be able to: Desire your own experience with Jesus. • Some pupils should be able to: Choose to witness for Jesus by testifying. 	
<p>5 mins - Settling Down: Ensure Register is taken and all children are in safe seating plan/arrangement.</p> <p>5 mins - Starter: Welcome each child by name. Commit the session and the learners in God’s hands. You can talk about organisations and people who risked their lives for the propagation of the gospel. Read biographies of such people. Game-based learning is motivating and engaging so use games to capture the attention of your class. Provide resources and approaches to meet all learning styles.</p>	
DESCRIPTION OF LESSON: <p>You may use a flip chart or A3 paper to display the learning objectives.</p> <p>15 mins - Main: Ask the class what they would do if God sends them far away to preach the gospel. Wait and receive feedback from the pupils. William Carey - Trained as a shoemaker. He became known as the 'father of modern missions' for his missionary work in India. Mary Slessor, born in Aberdeen, at age 28 became missionary to Nigeria West Africa.</p> <p>Read the main Scripture text: John 4:28-42. Then Jesus told her, “I AM the Messiah”...The woman left her water jar ...and ran back to the village, telling everyone, “Come and see a man who told me everything I ever did! Could he possibly be the Messiah?” Create a positive and engaging environment for pupils to read (Bear in mind the different learning styles). Get Pupils to read randomly and pick out key words. Explore the difficult words from the Scriptural Text. Use thinking and learning styles, ask questions and encourage pupils to also ask questions. Allow your pupils time to think and link up the key words.</p>	

10 mins - Discussion of Outcomes: The woman at the well needed forgiveness, acceptance and hope. Jesus offered her living water. She responded by questioning Him. She later realised that He must be the Messiah. She then ran off to tell others. What was the result? - The village came to hear Jesus for themselves. Are there other people who had an encounter with Jesus? How did they respond? What skill or qualification do we need to testify of Jesus?

5 mins - Plenary: Refer to the lesson objectives on the board. Think, pair, share activity to follow (*Think-pair-share (TPS) is a collaborative learning strategy where students work together to solve a problem or answer a question about an assigned reading. This strategy requires students to (1) think individually about a topic or answer to a question; about a topic or answer to a question; and (2) share ideas with classmates.*). Pupils should consider “Glorifying God Through Testimony” Pupils will need to collect information based around the 5 W’s (**Who, What, When, Why, Where**) (This will be done in groups of three and pupils will need to share their information within the group - this allows for differentiation).


Consolidation/Conclusion: Quiz to be prepared ahead by the teacher. We do not need a specific skill to testify about Jesus. Once we have had an encounter with Him, we are then qualified to tell others about Him. Have you met with Jesus? Is He your Lord and Saviour?

ACTIVITY: Pupils should complete the activity in their workbook.

-use your own personal experience and write a 3-minute testimony of your meeting with Christ (1) before, 2) the defining moment and 3) the result - after.

-using your own testimony, write a few sentences on a postcard to a friend who doesn’t know Jesus, telling this person about your experience.

-Create a comic strip of the story in the passage using comic, speech and lettering frames.



- SKILLS:**
- **Communication** – Discussion
 - **Thinking** – What really convinced the woman that Jesus was the Messiah?, activity, think, pair, share activity, feedback and quiz
 - **Numeracy** – Suggested activity – What percentage of human the body is water? ~60%
 - **Literacy** – Understanding of keywords in the scripture, reading of information from the Bible as part of exercise and recording of information. Check difficult words in the dictionary and applying to life situations.
 - **ICT** – Using the internet, find more about the Samaritans.

RESOURCES: Bible, Pencils and pens, Games, Dictionary, Screen/TV, Internet/Wi-Fi

ASSESSMENT OPPORTUNITIES: Assessment for Learning (AFL): Feedback and Quiz

HOMEWORK: Pray and give your written testimony on a postcard to someone.

NEXT LESSON: Be a Blessing!

Topic: Be a Blessing! Scripture: Genesis 12:1-3 Date: 28/06/2020	Year Group: 9-12 Set: Mixed Ability Boys: ----- Girls: ----- SEND #: ----- Teacher: -----
INCLUSION/DIFFERENTIATION: Special Needs – Please identify and state the pupils with moderate learning difficulties and / or behavioural issues.	
WORK COVERED IN PREVIOUS LESSON: Pupils have been studying the theme ‘ <i>The Path to Glory</i> ’ and have previously learnt “Glorifying God Through Testimony”.	
MEMORY VERSE: Proverbs 11:25 The generous will prosper; those who refresh others will themselves be refreshed.	
SUCCESS CRITERIA: <ul style="list-style-type: none"> • All pupils should be able to: Learn to obey God. • Most pupils should be able to: Know that God can be trusted. • Some pupils should be able to: Know that God wants us to be a blessing. 	
<p>5 mins - Settling Down: Ensure Register is taken and all children are in safe seating plan/arrangement.</p> <p>5 mins - Starter: Welcome each child by name. Commit the session and the learners in God’s hands. Give the pupils a test paper as they come in to design a house according to instruction. Give them the steps: Read everything carefully before doing anything. Put your name in the upper right-hand corner of this page. Draw a line from the left hand corner to the middle. Write more steps and include the last sentence as: Now that you have finished reading everything, do sentences 1 and 2 only! Game-based learning is motivating and engaging so use games to capture the attention of your class. Provide resources and approaches to meet all learning styles.</p>	
DESCRIPTION OF LESSON: <p>You may use a flip chart or A3 paper to display the learning objectives.</p> <p>15 mins - Main: Ask the class how they found the earlier task? What was the lesson learnt?</p> <p>Read the main Scripture text: Genesis 12:1-3. The LORD had said to Abram, “Leave your native country... and go to the land that I will show you. I will make you into a great nation. I will bless you and make you famous, and you will be a blessing to others. I will bless those who bless you and curse those who treat you with contempt. All the families on earth will be blessed through you.” Create a positive and engaging environment for pupils to read (Bear in mind the different learning styles). Get Pupils to read randomly and pick out key words. Explore the difficult words from the Scriptural Text.</p>	

Use thinking and learning styles, ask questions and encourage pupils to also ask questions. Allow your pupils time to think and link up the key words.

10 mins - Discussion of Outcomes: God gave Abram two commands here. Leave and be a blessing. These two directives are followed by promises: (1) I will make you into a great nation. (2) I will bless you and make you famous, and (3) you will be a blessing to others. (4) I will bless those who bless you and curse those who treat you with contempt. (5) All the families on earth will be blessed through you. Abram obeyed and God fulfilled His promises.

5 mins - Plenary: Refer to the lesson objectives on the board. Think, pair, share activity to follow (*Think-pair-share (TPS) is a collaborative learning strategy where students work together to solve a problem or answer a question about an assigned reading. This strategy requires students to (1) think individually about a topic or answer to a question; about a topic or answer to a question; and (2) share ideas with classmates*). Pupils should consider “Be a Blessing” Pupils will need to collect information based around the 5 W’s (**Who, What, When, Why, Where**) (This will be done in groups of three and pupils will need to share their information within the group - this allows for differentiation).

Consolidation/Conclusion: Quiz to be prepared ahead by the teacher. Those who obey and trust God are blessed. They in turn bless other people. As they bless others, they become more blessed. The generous will prosper; those who refresh others will themselves be refreshed.

ACTIVITY: Pupils should complete the activity in their workbook.

-Make a bracelet with beads saying, “I can trust God”.

-Write out the promises given to Abram.

Make a family tree of Abram’s father’s family.

SKILLS:

- **Communication** – Discussion
- **Thinking** – Why does God desire to bless us? activity, think, pair, share activity, feedback and quiz (to establish covenant on the earth Deuteronomy 8:18)
- **Numeracy** – Suggested activity – how many of Abram’s family are mentioned in Genesis chapters 11 and 12?
- **Literacy** – Understanding of keywords in the scripture, reading of information from the Bible as part of exercise and recording of information. Check difficult words in the dictionary, and applying to life situations.
- **ICT** – Using the internet, sketch the journey of Abraham on a map.

RESOURCES: Bible, Pencils and pens, Games, Dictionary, Screen/TV, Internet/Wi-Fi

ASSESSMENT OPPORTUNITIES: Assessment for Learning (AFL): Feedback and Quiz

HOMEWORK: How many of Abram’s family are mentioned in Genesis chapters 11 and 12?

NEXT LESSON: Revision

Topic: Revision	Year Group: 9-12	Set: Mixed Ability
Scripture: John 4:28-42	Boys: -----	Girls: -----
Date: 05/07/2020	SEND #: ----- Teacher: -----	
INCLUSION/DIFFERENTIATION:		
Special Needs – Please identify and state the pupils with moderate learning difficulties and / or behavioural issues.		
WORK COVERED IN PREVIOUS LESSON: Pupils have been studying the theme ‘ <i>The Path to Glory</i> ’.		
MEMORY VERSE: Revelation 12:11		
And they have defeated him by the blood of the Lamb and by their testimony. And they did not love their lives so much that they were afraid to die.		
SUCCESS CRITERIA:		
<ul style="list-style-type: none"> • QUIZ and Answer Session • Peer Assessment 		
5 mins - Settling Down: Ensure Register is taken and all learners are in safe seating plan/arrangement.		
5 mins - Starter: Start with an opening prayer.		
DESCRIPTION OF LESSON:		
Pupils led activity – QUIZ & Answer Session and Peer Assessment		
SKILLS:		
<ul style="list-style-type: none"> • Communication – Discussion Q&A • Thinking – Q&A activity, Think, pair, share activity, feedback and quiz. • Numeracy – Q&A activity • Literacy – Q&A activity • ICT – Q&A 		
RESOURCES: Bible, Dictionaries, pens and pencils, Games, World Map, Games, Screen/TV, Internet/Wi-Fi		
ASSESSMENT OPPORTUNITIES: Assessment for Learning (AFL): Feedback and Quiz		
HOMEWORK: Memorise John 4: 34 Then Jesus explained: “My nourishment comes from doing the will of God, who sent me, and from finishing his work.		
NEXT LESSON: Be a star for God.		

Topic: Be a Star For God	Year Group: 9-12	Set: Mixed Ability
Scripture: Daniel 3	Boys: -----	Girls: -----
Date: 12/07/2020	SEND #: ----- Teacher: -----	
INCLUSION/DIFFERENTIATION:		
Special Needs – Please identify and state the pupils with moderate learning difficulties and / or behavioural issues.		
WORK COVERED IN PREVIOUS LESSON: Pupils have been studying the theme ‘ <i>The Path to Glory</i> ’ and have previously learnt “Be a Blessing”.		
MEMORY VERSE: Daniel 12:3		
Those who are wise will shine as bright as the sky, and those who lead many to righteousness will shine like the stars forever.		
SUCCESS CRITERIA:		
<ul style="list-style-type: none"> • All pupils should be able to: Be a shining light to others. • Most pupils should be able to: Learn to share and explain your Christian belief. • Some pupils should be able to: Learn and trust to stand strong in Jesus. 		
<p>5 mins - Settling Down: Ensure Register is taken and all children are in safe seating plan/arrangement.</p> <p>5 mins - Starter: Welcome each child by name. Commit the session and the learners in God’s hands. Refer back to lesson 43. Game-based learning is motivating and engaging so use games to capture the attention of your class. Provide resources and approaches to meet all learning styles.</p>		
DESCRIPTION OF LESSON:		
You may use a flip chart or A3 paper to display the learning objectives.		
15 mins - Main: Ask the class how to be a shining light to someone who is not a Christian. Wait and receive feedback from the pupils. Refer back to lesson 43.		
Read the main Scripture text: Daniel 3. King Nebuchadnezzar made a gold statue ninety feet tall and nine feet wide and set it up. The command was given that at the sound of the horn and other musical instruments, all should bow to the ground to worship King Nebuchadnezzar’s gold statue. Anyone who refuses to obey will immediately be thrown into a blazing furnace.” Shadrach, Meshach, and Abednego replied, “O Nebuchadnezzar, we do not need to defend ourselves before you. They did not bow and were therefore thrown into the fiery furnace. But they were not consumed by the fire. Nebuchadnezzar said, “Praise to the God of Shadrach, Meshach, and Abednego! He sent his angel to rescue his servants who trusted in him. They defied the king’s command and were willing to die rather than serve or worship any god except their own God. Create a positive and engaging environment for pupils to read (Bear in mind the different learning styles). Get Pupils to read randomly and pick out key words. Explore the difficult words from the Scriptural Text. Use thinking and learning styles, ask		

questions and encourage pupils to also ask questions. Allow your pupils time to think and link up the key words.

10 mins - Discussion of Outcomes: When we go through challenging times, we can be rest assured that God is always with us. The fact that everyone is doing one thing is not a reason why we should follow suit. We can shine the light in darkness. Stand strong, trust God and share your faith. Knowing and keeping the words of Jehovah helps in keeping our commitments to the Lord. So challenge yourself to go deeper into the Bible and get to know more about God.

5 mins - Plenary: Refer to the lesson objectives on the board. Think, pair, share activity to follow (*Think-pair-share (TPS) is a collaborative learning strategy where students work together to solve a problem or answer a question about an assigned reading. This strategy requires students to (1) think individually about a topic or answer to a question; about a topic or answer to a question; and (2) share ideas with classmates*). Pupils should consider “Be a Star For God!” Pupils will need to collect information based around the 5 W’s (**Who, What, When, Why, Where**) (This will be done in groups of three and pupils will need to share their information within the group - this allows for differentiation).

Consolidation/Conclusion: Quiz to be prepared ahead by the teacher. Pray for the pupil to be strong and stand for Christ. I choose to be wise, I shine as bright as the sky, and I lead many to righteousness.

ACTIVITY: Pupils should complete the activity in their workbook.

Create a doodle or cartoon comic strip, telling the story of Daniel.

-Make a decision card to stand strong for Christ, despite what come may.

-Pray for the persecuted church

SKILLS:

- **Communication** – Discussion on how to stand strong for Christ
- **Thinking** – Determination/ commitment, activity, think, pair, share activity, feedback and quiz
- **Numeracy** – Suggested activity – Find the area of the statute (height x width)
- **Literacy** – Understanding of keywords in the scripture, reading of information from the Bible as part of exercise and recording of information. Check difficult words in the dictionary, and applying to life situations.
- **ICT** – Using the internet, write a poem on “Determination”

RESOURCES: Bible, Pencils and pens, Games, Dictionary, Screen/TV, Internet/Wi-Fi, card board papers

ASSESSMENT OPPORTUNITIES: Assessment for Learning (AFL): Feedback and Quiz

HOMEWORK: Research one person in bible who was determined and write about what they did.

NEXT LESSON: Live to Please God.

<p>Topic: Live to Please God</p> <p>Scripture: Colossians 3:1-11</p> <p>Date: 19/07/2020</p>	<p>Year Group: 9-12 Set: Mixed Ability</p> <p>Boys: ----- Girls: -----</p> <p>SEND #: ----- Teacher: -----</p>
<p>INCLUSION/DIFFERENTIATION:</p> <p>Special Needs – Please identify and state the pupils with moderate learning difficulties and / or behavioural issues.</p>	
<p>WORK COVERED IN PREVIOUS LESSON: Pupils have been studying the theme ‘<i>The Path to Glory</i>’ and have previously learnt “Be A Star For God”.</p>	
<p>MEMORY VERSE: Ephesians 5:10</p> <p>Carefully determine what pleases the Lord.</p>	
<p>SUCCESS CRITERIA:</p> <ul style="list-style-type: none"> • All pupils should be able to: Learn to walk closely with Jesus. • Most pupils should be able to: Learn a new way of thinking. • Some pupils should be able to: Live to please God. 	
<p>5 mins - Settling Down: Ensure Register is taken and all children are in safe seating plan/arrangement</p> <p>5 mins - Starter: Welcome each child by name. Commit the session and the learners in God’s hands. As the children are coming in, play the song “More” by Lawrence Flowers & Intercession. Game-based learning is motivating and engaging so use games to capture the attention of your class. Provide resources and approaches to meet all learning styles.</p> <p>DESCRIPTION OF LESSON:</p> <p>You may use a flip chart or A3 paper to display the learning objectives.</p> <p>15 mins - Main: Most times, we are pleased when we get our way, even if it is not the right way. God’s way is the only right way. So how much more should we please Him? Look into the mirror and reflect on your actions. Who do you see? Do you see Christ in you?</p> <p>Read the main Scripture text: Colossians 3:1 –11. Since you have been raised to new life with Christ, set your sights on the realities of heaven, where Christ sits in the place of honour at God’s right hand. Think about the things of heaven, not the things of earth. For you died to this life, and your real life is hidden with Christ in God. So put to death the sinful, earthly things lurking within you. Put on your new nature, and be renewed as you learn to know your Creator and become like him. Create a positive and engaging environment for pupils to read (Bear in mind the different learning styles). Get Pupils to read randomly and pick out key words. Explore the difficult words from the Scriptural Text. Use thinking and learning styles, ask questions and encourage pupils to also ask questions. Allow your pupils time to think and link up the key words.</p>	



10 mins - Discussion of Outcomes: We are in Christ; Let the thoughts of Christ fill our hearts. We should set our focus and sight on the realities of heaven. Heart, eyes, mind all are set on Jesus. This is a new way of thinking and living. This way of thinking can only be achieved when we look unto Jesus. As stated in Ephesians 5:10 we carefully determine what pleases the Lord and we walk in it.

5 mins - Plenary: Refer to the lesson objectives on the board. Think, pair, share activity to follow (*Think-pair-share (TPS) is a collaborative learning strategy where students work together to solve a problem or answer a question about an assigned reading. This strategy requires students to (1) think individually about a topic or answer to a question; about a topic or answer to a question; and (2) share ideas with classmates*). Pupils should consider “Live To Please God!” Pupils will need to collect information based around the 5 W’s (**Who, What, When, Why, Where**) (This will be done in groups of three and pupils will need to share their information within the group - this allows for differentiation).

Consolidation/Conclusion: Quiz to be prepared ahead by the teacher. 1 Thessalonians 4:1 - Finally, dear brothers and sisters, we urge you in the name of the Lord Jesus to live in a way that pleases God, as we have taught you. You live this way already, and we encourage you to do so even more.

ACTIVITY: Pupils should complete the activity in their workbook.

- Make a poster of the sinful things you would like to stop doing.
- How have you set your focus upon Christ?
- What can you do to put sin and your sinful ways to death?
- Spend time in prayer – confess your sins and yield yourself to God’s will for your life. Give thanks to God for the Holy Spirit, and ask Him to fill you daily so that you can live to please God.

SKILLS:

- **Communication** – Discussion
- **Thinking** – List of synonyms of *carefully determine*, activity, think, pair, share activity, feedback and quiz (Prove, find out, experience, put to test, discern)
- **Numeracy** – Suggested activity – list unacceptable behaviours to avoid.
- **Literacy** – Understanding of keywords in the scripture, reading of information from the Bible as part of exercise and recording of information. Check difficult words in the dictionary, and applying to life situations.
- **ICT** – Using the internet, research on the power of focus.

RESOURCES: Bible, Pencils and pens, Games, Dictionary, Screen/TV, Internet/Wi-Fi

ASSESSMENT OPPORTUNITIES: Assessment for Learning (AFL): Feedback and Quiz

HOMEWORK: Memorise 1 Thessalonians 4:1 - Finally, dear brothers and sisters, we urge you in the name of the Lord Jesus to live in a way that pleases God, as we have taught you. You live this way already, and we encourage you to do so even more.

NEXT LESSON: Eternal Rewards

Topic: Eternal Rewards	Year Group: 9-12	Set: Mixed Ability
Scripture: 1 Corinthians 9:16-27	Boys: -----	Girls: -----
Date: 26/07/2020	SEND #: ----- Teacher: -----	
INCLUSION/DIFFERENTIATION:		
Special Needs – Please identify and state the pupils with moderate learning difficulties and / or behavioural issues.		
WORK COVERED IN PREVIOUS LESSON: Pupils have been studying the theme ‘ <i>The Path to Glory</i> ’ and have previously learnt “Live To Please God”.		
MEMORY VERSE: Romans 8:18		
Yet what we suffer now is nothing compared to the glory he will reveal to us later.		
SUCCESS CRITERIA:		
<ul style="list-style-type: none"> • All pupils should be able to: Understand the meaning of eternal. • Most pupils should be able to: Know that rewards come with service. • Some pupils should be able to: Learn the act of giving without expecting anything in return. 		
<p>5 mins - Settling Down: Ensure Register is taken and all children are in safe seating plan/arrangement</p> <p>5 mins - Starter: Welcome each child by name. Commit the session and the learners in God’s hands. Game-based learning is motivating and engaging so use games to capture the attention of your class. Provide resources and approaches to meet all learning styles.</p>		
DESCRIPTION OF LESSON:		
You may use a flip chart or A3 paper to display the learning objectives.		
15 mins - Main: What is Eternal Reward? Wait and receive feedback from the pupils.		
<p>Read the main Scripture text: 1 Corinthians 9:16-27. Yet preaching the Good News is not something I can boast about. I am compelled by God to do it. How terrible for me if I didn’t preach the Good News! Paul’s satisfaction came from preaching the Good News without charging anyone. Create a positive and engaging environment for pupils to read (Bear in mind the different learning styles). Get Pupils to read randomly and pick out key words. Explore the difficult words from the Scriptural Text. Use thinking and learning styles, ask questions and encourage pupils to also ask questions. Allow your pupils time to think and link up the key words.</p>		
<p>10 mins - Discussion of Outcomes: The reward of preaching is eternal i.e. everlasting. It cannot be taken from us. Paul’s motivation was the sheer delight to bless someone with the gospel of Jesus Christ. Even though I am a free man with no master, I have become a slave to all people to bring many to Christ. He didn’t have to demand his rights; he was to give them up to gain someone to</p>		

Christ. I do everything to spread the Good News and share in its blessings. This is to give the gospel without expecting anything in return. God has a reward for all that make it to the kingdom. We shall one day cross to the other side where we shall have exceeding and eternal reward. Reward can be: to shine as a star, to be glorified with Christ, to reign with Christ, to be a pillar in the temple of God, to receive a crown. There are different types of crowns: the crown of life, the incorruptible crown, the crown of rejoicing, the crown of glory, the crown of righteousness.

5 mins - Plenary: Refer to the lesson objectives on the board. Think, pair, share activity to follow (*Think-pair-share (TPS) is a collaborative learning strategy where students work together to solve a problem or answer a question about an assigned reading. This strategy requires students to (1) think individually about a topic or answer to a question; about a topic or answer to a question; and (2) share ideas with classmates.*). Pupils should consider “Eternal Rewards” Pupils will need to collect information based around the 5 W’s (**Who, What, When, Why, Where**) (This will be done in groups of three and pupils will need to share their information within the group - this allows for differentiation).

Consolidation/Conclusion: Quiz to be prepared ahead by the teacher. Yet what we suffer now is nothing compared to the glory he will reveal to us later. If we endure, we shall be rewarded. Our reward shall be eternal.

ACTIVITY: Pupils should complete the activity in their workbook.

-Make acronyms of the phrase “Eternal Reward”.

-Design a crown of glory and righteousness fit for royalty.

- Pray that the Lord will teach us to be giving, generous people, not wanting something in return.

SKILLS:

- **Communication** – Discussion
- **Thinking** – Eternal Reward activity, think, pair, share activity, feedback and quiz
- **Numeracy** – Suggested activity. Mention ways of rewarding a person.
- **Literacy** – Understanding of keywords in the scripture, reading of information from the Bible as part of exercise and recording of information. Check difficult words in the dictionary and applying to life situations.
- **ICT** – Using the internet, find acronym of Eternal Reward.

RESOURCES: Bible, Pencils and pens, Games, Dictionary, Screen/TV, Internet/Wi-Fi

ASSESSMENT OPPORTUNITIES: Assessment for Learning (AFL): Feedback and Quiz

HOMEWORK: Find three scriptures about rewards in Heaven.

NEXT LESSON: The Glorious Home

Topic: The Glorious Home Scripture: John 14: 1-6 Date: 02/08/2020	Year Group: 9-12 Set: Mixed Ability Boys: ----- Girls: ----- SEND #: ----- Teacher: -----
INCLUSION/DIFFERENTIATION: Special Needs – Please identify and state the pupils with moderate learning difficulties and / or behavioural issues.	
WORK COVERED IN PREVIOUS LESSON: Pupils have been studying the theme ‘ <i>The Path to Glory</i> ’ and have previously learnt “Eternal Reward”.	
MEMORY VERSE: John 14:2 There is more than enough room in my Father’s home. If this were not so, would I have told you that I am going to prepare a place for you?	
SUCCESS CRITERIA: <ul style="list-style-type: none"> • All pupils should be able to: Know that Jesus is the Way. • Most pupils should be able to: Know that Jesus is the Truth. • Some pupils should be able to: Know Jesus as the Life. 	
<p>5 mins - Settling Down: Ensure Register is taken and all children are in safe seating plan/arrangement</p> <p>5 mins - Starter: Welcome each child by name. Commit the session and the learners in God’s hands. Find a simple healthy pancake recipe and try to make the pancake with the pupils. (<i>Please carry out a risk assessment before the class</i>). Game-based learning is motivating and engaging so use games to capture the attention of your class. Provide resources and approaches to meet all learning styles.</p>	
DESCRIPTION OF LESSON: <p>You may use a flip chart or A3 paper to display the learning objectives.</p> <p>15 mins - Main: Ask the class: Have you ever been given wrong directions? Have you been given a recipe that didn’t turn out good? Wait and receive feedback from the pupils. Anyone who has ever lost their way knows the joy of finally reaching their destination. It is tiring to go round in circles without anything changing.</p> <p>Read the main Scripture text: John 14:1 –6. “Don’t let your hearts be troubled. Trust in God, and trust also in me. There is more than enough room in my Father’s home. If this were not so, would I have told you that I am going to prepare a place for you? When everything is ready, I will come and get you, so that you will always be with me where I am. Jesus told him, “I am the way, the truth, and the life. No one can come to the Father except through me. Create a positive and engaging environment for pupils to read (Bear in mind the different learning styles). Get Pupils to read randomly and pick out key words. Explore the difficult words from the Scriptural Text. Use thinking and learning styles, ask questions and encourage pupils to also ask questions. Allow your pupils time to think and link up the key words.</p>	

10 mins - Discussion of Outcomes: Jesus had revealed to the disciples about his departure and now the disciples were troubled. Jesus is encouraging them not to be troubled. Trust and belief in God even we are troubled bring peace to our hearts. He again is giving the assurance that He will always be with us. He is The I AM! He is the way – the way to the Father is only through Him. He is the truth- the Word of the Lord is the truth. He is the source of Eternal Life.

5 mins - Plenary: Refer to the lesson objectives on the board. Think, pair, share activity to follow (*Think-pair-share (TPS) is a collaborative learning strategy where students work together to solve a problem or answer a question about an assigned reading. This strategy requires students to (1) think individually about a topic or answer to a question; about a topic or answer to a question; and (2) share ideas with classmates.*). Pupils should consider “The Glorious Home” Pupils will need to collect information based around the 5 W’s (**Who, What, When, Why, Where**) (This will be done in groups of three and pupils will need to share their information within the group - this allows for differentiation). To get to the glorious home we need to plant our feet on the narrow and righteous path. Have you found the Way? If not will you accept Him today?

Consolidation/Conclusion: Quiz to be prepared ahead by the teacher. Pray for the pupils to seek, abide by the truth and be present at the glorious home. Thank You Lord that I shall reign with you eternally.

ACTIVITY: Pupils should complete the activity in their workbook.

Learn how to make paper house from this website using method 2. <https://www.wikihow.com/Make-a-Paper-House>

-Write out God’s promises on a piece of paper. Using the instructions given by your teacher, make a house from this piece of paper.

Trace out your footprints on coloured paper and write the memory verse inside it. Stick the footprints on the pathway provided. This represents being on the righteous path.



SKILLS:

- **Communication** – Discussion
- **Thinking** – Glorious Home, activity, think, pair, share activity, feedback and quiz
- **Numeracy** – Suggested activity – How many centimetres in a foot? (30.48cm)
- **Literacy** – Understanding of keywords in the scripture. Check difficult words in the dictionary and applying to life situations.
- **ICT** – Using the internet to find the equivalent of 1 foot in centimetres.

RESOURCES: Bible, Pencils and pens, Games, Dictionary, Screen/TV, Internet/Wi-Fi, recipe of your choice, cardboard, scissors, coloured papers, Pathway

ASSESSMENT OPPORTUNITIES: Assessment for Learning (AFL): Feedback and Quiz

HOMEWORK: Commit the memory verse to heart.

NEXT LESSON: Don’t Miss Heaven.

Topic: Don't Miss Heaven	Year Group: 9-12	Set: Mixed Ability
Scripture: 1Thessalonians 4: 13-18	Boys: -----	Girls: -----
Date: 09/08/2020	SEND #: ----- Teacher: -----	
INCLUSION/DIFFERENTIATION:		
Special Needs – Please identify and state the pupils with moderate learning difficulties and / or behavioural issues.		
WORK COVERED IN PREVIOUS LESSON: Pupils have been studying the theme ' <i>The Path to Glory</i> ' and have previously learnt "The Glorious Home".		
MEMORY VERSE: 1 Thessalonians 4: 17		
Then, together with them, we who are still alive and remain on the earth will be caught up in the clouds to meet the Lord in the air. Then we will be with the Lord forever.		
SUCCESS CRITERIA:		
<ul style="list-style-type: none"> • All pupils should be able to: Know where the glorious home is. • Most pupils should be able to: Know that Christ is coming back. • Some pupils should be able to: Understand we need to live intentionally and stay alert. 		
5 mins - Settling Down: Ensure Register is taken and all children are in safe seating plan/arrangement.		
5 mins - Starter: Welcome each child by name. Commit the session and the learners in God's hands. Refer to the last lesson. John 14:1 -3 Don't let your hearts be troubled. Trust in God, and trust in me... I am going to prepare a place for you. When everything is ready I will come and get you so that you will always be with me. Game-based learning is motivating and engaging so use games to capture the attention of your class. Provide resources and approaches to meet all learning styles.		
DESCRIPTION OF LESSON:		
You may use a flip chart or A3 paper to display the learning objectives.		
15 mins - Main: How do you feel when your holiday is coming to an end and you are going back home? Wait and receive feedback from the pupils. You can start by watching "The Left Behind" film by Tim LaHaye and Jerry B. Jenkins. Pause it.		
Read the main Scripture text: 1 Thessalonians 4:13-18. And now, dear brothers and sisters, we want you to know what will happen to the believers who have died so you will not grieve like people who have no hope. For since we believe that Jesus died and was raised to life again, we also believe that when Jesus returns, God will bring back with him the believers who have died. Create a positive and engaging environment for pupils to read (Bear in mind the different learning styles). Get Pupils to read randomly and pick out key words. Explore the difficult words from the Scriptural Text. Use thinking and learning styles, ask questions and encourage pupils to also ask questions. Allow your pupils time to think and link up the key words.		

10 mins - Discussion of Outcomes: The Father’s home as mentioned in John 14:1 is the glorious home. Christ promised to come back to take us with Him John 14:2. Those who walked worthy of the Lord will be resurrected, at the coming of the Lord. We are to encourage one another with this and not grieve like people who have no hope. 1Thessalonians 4:1 ...urge you in the name of the Lord Jesus to live in a way that pleases God.

5 mins - Plenary: Refer to the lesson objectives on the board. Think, pair, share activity to follow (*Think-pair-share (TPS) is a collaborative learning strategy where students work together to solve a problem or answer a question about an assigned reading. This strategy requires students to (1) think individually about a topic or answer to a question; about a topic or answer to a question; and (2) share ideas with classmates*). Pupils should consider “Don’t Miss Heaven?” Pupils will need to collect information based around the 5 W’s (**Who, What, When, Why, Where**) (This will be done in groups of three and pupils will need to share their information within the group - this allows for differentiation).

Consolidation/Conclusion: Quiz to be prepared ahead by the teacher. Whatever you do, don’t miss Heaven!

ACTIVITY: Pupils should complete the activity in their workbook.

Fill in the blank spaces.

Name: _____

Don't Miss Heaven

1. Don't let your _____ be troubled. Trust in _____, and trust also in me.
2. I am going to _____ a place for you? When everything is _____, I will come and get you, so that you will _____ be with me where I am.
3. I am the _____, the truth, and the _____. No one can come to the _____ except through me.
4. You will not _____ like people who have no hope.
5. For since we _____ that _____ died and was raised to life again, we also believe that when Jesus _____, God will bring back with him the _____ who have died.
6. For the _____ himself will come down from heaven with a _____ shout, with the voice of the archangel, and with the _____ call of God.
7. So _____ each other with these words.

John 14: _____. 1 Thessalonians 4: _____

way hearts Jesus raised believe returns ready believers prepare grieve Lord commanding God trumpet life encourage always Father

SKILLS:

- **Communication** – Discussion
- **Thinking** – Don’t Miss Heaven, activity, think, pair, share activity, feedback and quiz
- **Numeracy** – Suggested activity – Write out I Thessalonians 4: 1
- **Literacy** – Understanding of keywords in the scripture, reading of information from the Bible as part of exercise and recording of information. Check difficult words in the dictionary, and applying to life situations.

RESOURCES: Bible, Pencils and pens, Games, Dictionary, Screen/TV, Internet/Wi-Fi

ASSESSMENT OPPORTUNITIES: Assessment for Learning (AFL): Feedback and Quiz

HOMEWORK: Read 1 Thessalonians chapters 1-5.

NEXT LESSON: Revision

Topic: Revision	Year Group: 9-12 Set: Mixed Ability
Scripture: Ephesians 5:10	Boys: ----- Girls: -----
Date: 16/08/2020	SEND #: ----- Teacher: -----
INCLUSION/DIFFERENTIATION:	
Special Needs – Please identify and state the pupils with moderate learning difficulties and / or behavioural issues.	
WORK COVERED IN PREVIOUS LESSON: Pupils have been studying the theme ‘ <i>The Path to Glory</i> ’.	
MEMORY VERSE: Ephesians 5:10	
Carefully determine what pleases the Lord.	
SUCCESS CRITERIA:	
<ul style="list-style-type: none"> • QUIZ and Answer Session • Peer Assessment 	
5 mins - Settling Down: Ensure Register is taken and all learners are in safe seating plan/arrangement.	
5 mins - Starter: Start with an opening prayer.	
DESCRIPTION OF LESSON:	
Pupils led activity – QUIZ & Answer Session and Peer Assessment	
SKILLS:	
<ul style="list-style-type: none"> • Communication – Discussion Q&A • Thinking – Q&A activity, Think, pair, share activity, feedback and quiz. • Numeracy – Q&A activity • Literacy – Q&A activity • ICT – Q&A 	
RESOURCES: Bible, Dictionaries, pens and pencils, Games, World Map, Games, Screen/TV, Internet/Wi-Fi	
ASSESSMENT OPPORTUNITIES: Assessment for Learning (AFL): Feedback and Quiz	
HOMEWORK: Read 2 Thessalonians chapters 1-3.	
NEXT LESSON: Enrichment Day	

Topic: Enrichment /Interactive Session 4	Year Group: 9-12	Set: Mixed Ability
Scripture: Exodus 35:35	Boys: -----	Girls: -----
Date: 23/08/2020	SEND #: ----- Teacher: -----	
INCLUSION/DIFFERENTIATION:		
Special Needs – Please identify and state the pupils with moderate learning difficulties and / or behavioural issues.		
WORK COVERED IN PREVIOUS LESSON: Pupils have been studying the theme ‘ <i>The Path to Glory</i> ’ and have previously learnt “Don’t Miss Heaven”.		
MEMORY VERSE: Exodus 35:35		
The LORD has given them special skills as engravers, designers, embroiderers in blue, purple, and scarlet thread on fine linen cloth, and weavers. They excel as craftsmen and as designers.		
SUCCESS CRITERIA:		
<ul style="list-style-type: none"> ▪ The pursuit of excellence: Vision – in articulation, creativity and reflective practice ▪ The pursuit of excellence: Vision – obtain, write and run with the vision. 		
5 mins - Settling Down: Ensure Register is taken and all children are in safe seating plan/arrangement		
5 mins - Starter: Welcome each child by name. Commit the lesson and the learners in God’s hands. Game-based learning is motivating and engaging so use games to capture the attention of your class. Provide resources and approaches to meet all learning styles.		
DESCRIPTION OF LESSON:		
You may use a flip chart or A3 paper to display the learning objectives.		
The pursuit of excellence - Vision (Lesson objectives on board as pupils enter); you may use a flip chart or A3 paper to display the learning objectives.		
15 mins - Main: Throw the question about the pursuit of excellence. What will this mean? What will the pupils like to engage in? What do they like? We have been entrusted by God with gifts to be used to glorify Him.		
Read the main Scripture text: Exodus 35:35 The LORD has given them special skills as engravers, designers, embroiderers in blue, purple, and scarlet thread on fine linen cloth, and weavers. They excel as craftsmen and as designers. NLT.		
Habakkuk 2:1-2: I will climb up to my watchtower and stand at my guard post. There I will wait to see what the Lord says and how he will answer my complaint. Then the Lord said to me, “Write my answer plainly on tablets, so that a runner can carry the correct message to others.		
Vision: Vision is a picture of the future that creates passion in people – Bill Hybel		

Articulation: Articulate the vision! You cannot present what you have not articulated.
 Visions must be: written, visible, portable, memorable. It must be simple...
 Put the vision into graphics.

ACTIVITY: Create a Vision board

What goal do you want to achieve?

What do you *really* want?

Where do you want to go in life?

What are you doing to develop yourself?

What is your biggest asset?

What is your biggest liability?

SKILLS:

- **Communication** – Group work
- **Thinking** – Group work
- **Numeracy** – Group work
- **Literacy** – Group work
- **ICT** – Group work

RESOURCES: Bible, Pencils and pens, Games, Dictionary, Screen/TV, Internet/Wi-Fi

ASSESSMENT OPPORTUNITIES: Assessment for Learning (AFL): Feedback and Quiz

HOMEWORK: What are you doing to develop yourself?

NEXT LESSON:

Topic: Enrichment /Interactive Session 4 FUN DAY Date: 30/08/2020	Year Group: 9-12 Set: Mixed Ability Boys: ----- Girls: ----- SEND #: ----- Teacher: -----
INCLUSION/DIFFERENTIATION: Special Needs – Please identify and state the pupils with moderate learning difficulties and / or behavioural issues.	
WORK COVERED IN PREVIOUS LESSON: Pupils have been studying the theme ‘ <i>The Path to Glory</i> ’ and have previously had an “Enrichment Day”.	
MEMORY VERSE: Exodus 35:35 Encourage the Children to write down their favourite memory verse.	
SUCCESS CRITERIA: ▪ Creativity and Innovation	
5 mins - Settling Down: Ensure Register is taken and all children are in safe seating plan/arrangement 5 mins - Starter: Welcome each child by name. Commit the lesson and the learners in God’s hands. Game-based learning is motivating and engaging so use games to capture the attention of your class. Provide resources and approaches to meet all learning styles.	
DESCRIPTION OF LESSON: To round up the Sunday School year, you could choose any lesson the Holy Spirit lays in your heart.	
ACTIVITY: Kindly assist the Children to create fun activities.	
SKILLS: <ul style="list-style-type: none"> • Communication – Group work • Thinking – Group work • Numeracy – Group work • Literacy – Group work • ICT – Group work 	
RESOURCES: Bible, Pencils and pens, Games, Dictionary, Screen/TV, Internet/Wi-Fi	
ASSESSMENT OPPORTUNITIES: Assessment for Learning (AFL): Feedback and Quiz	
HOMEWORK: What are you doing to develop yourself?	
NEXT LESSON:	

END OF SUNDAY SCHOOL 2019/2020 EDITION. KINDLY ORDER THE CHILDREN'S
MANUALS FOR 2020/2021 EDITION FROM THE CENTRAL OFFICE:

WWW.REDEMPTIONSTORE.CHURCH

Acknowledgement: we would like to acknowledge the references and biblical insights of www.gotquestions.org and other contributors and commentaries

